



INTERNATIONAL
2021
CATALOGUE

Community Playthings



Who we are

At Community Playthings everything we do is rooted in our love for children. Our products are crafted by men and women who belong to a Christian community and believe children deserve the best.

The exceptional work you do alongside our high-quality equipment creates an environment where childhood comes alive.

Quality craftsmanship & design

Children need play equipment that is safe, simple, natural and beautiful. Our furniture is modular and adaptable, enabling your environment to be changed and developed.

All products are made in our workshops in East Sussex and Kent; their solid wood construction and robust joinery make for furniture and play equipment that lasts decades.

Input from educators and leaders like you has guided our product design for over 70 years. You'll find our products give staff an environment that is an extremely effective "third teacher."

Children come first



Customer service

From product support to ordering and delivery, you have a UK-based account manager ready to answer any question you may have.

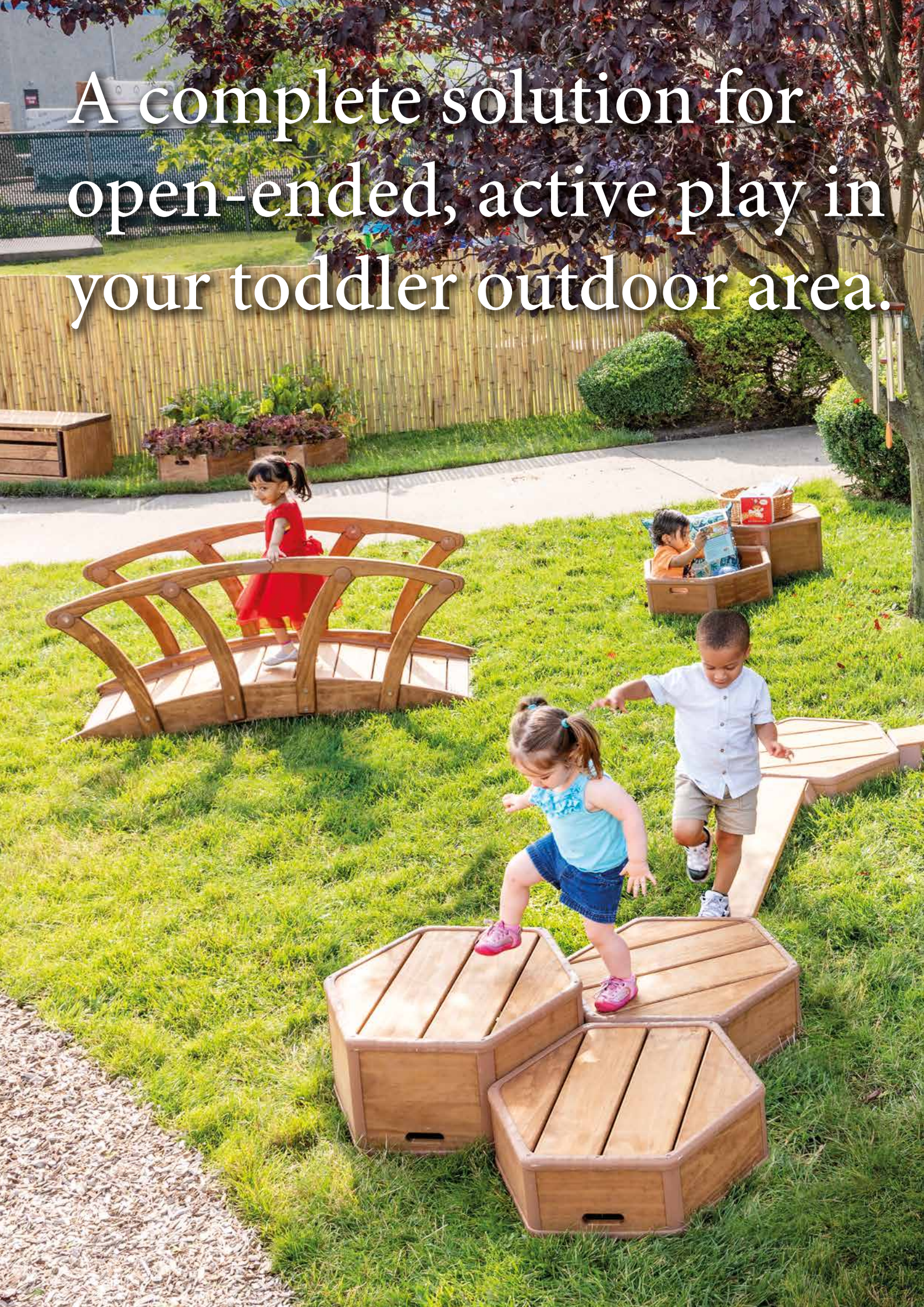
We provide free 2-week delivery anywhere in the UK.

Safety & sustainability

We believe equipment for children should be durable and made in a way that preserves the world they will inherit. Crafted with children's health and safety as top priority, our products are free of any elements that are harmful for children or the environment. The wood we use is chain-of-custody certified and sustainably grown.



A complete solution for
open-ended, active play in
your toddler outdoor area.





Toddler activity set
See page 9

Contents

Outdoor play	5
Outlast for toddlers	9
Outlast mud kitchen	17
Outlast harbour	21
Outlast storage	23
Outlast blocks	25
Outlast water play system	29
Outlast tables & benches.	37
Trikes & Scooters.	41
Furniture.	43
Welly storage	45
Welcome centre	47
Shelving	55
Panels	74
Book display.	95
Roomscapes sets.	80
Montessori shelving	99
Tables and chairs	101
Height guidelines	103
Tables	105
Chairs	113
Creative and messy.	119
Easels and art storage	121
Indoor sand and water.	133
Workbench	135
Blocks and trucks	137
Blocks	139
Trucks and aircraft	151
Role play.	153
Play Collection.	155
Drama centre	163
Home corner furniture	165
Soft seating	167
Active play	171
PlayFrame	173
Indoor riding toys	179
Sleep.	181
Dream Coracle.	183
Cots	185
Rest mats	187
Babies and toddlers.	189
Nursery gyms	191
ToddleBoxes	205
Changing tables	209
Gliders.	211
Chairs	213
Information	218
Room layout service.	218
Care	218
Environmental commitment	220
Sustainability	220
Ordering.	222
Customer service.	223
Index	225



Outdoor play

Outlast for toddlers

Page 9



Outlast mud kitchen

Page 17



Outlast arbour

Page 21



Outlast storage unit

Page 23



Outlast blocks and ramps

Page 25



Outlast water play system

Page 29



Outlast tables and benches

Page 37



Trikes

Page 41





Outlast

There's no better place for play and learning than the great outdoors! Extending your curriculum outside connects children with the natural environment on a daily basis. Extremely durable, weatherproof, and aesthetically attractive, Outlast products will transform your outdoor space.

Wooden playthings that last forever outdoors

Weatherproof wood? Yes! The secret is acetylation, a revolutionary, non-toxic process which modifies the molecular structure of the wood to resist moisture. Outlast won't warp, shrink or rot in any weather. See page 35 to learn more.



Video: Introducing Outlast

communityplaythings.co.uk/outlast



Built to last. Reinforced edges, sturdy construction and weatherproof wood ensure years of learning and play in any climate.



Ultimate play value. Loose parts empower creativity and offer unlimited opportunities for problem solving, cooperative play and a whole lot of fun, rain or shine.

Toddler activity set (W485)



Flexible, movable units can be reconfigured to support the constantly expanding capabilities of toddlers.



NEW Toddler activity set



ITERS 16: 7.3

From crawling to cruising to walking, young children are daily pushing the limits of their capabilities. The Toddler activity set offers a wide and flexible range of active play opportunities for these determined athletes.

Completely stable yet portable units allow the teacher to reconfigure the outdoor area to meet the changing needs of children. The rot-proof wood and extremely durable construction will withstand year after year of active, outdoor play.

For ages 24–36 months



Weatherproof wood? See p. 35 to find out more.

Dimensions (cm)	Depth	Width	Height
Bridge	153	71	67
Tunnel	103	64	58
Platforms	—	56	10, 20, 30
Balancing beam	112	23	10



Toddler activity set **W485**

Includes Bridge, Tunnel, 2 Balancing beams,
2 Platforms 10 cm, 2 Platforms 20 cm, and 2 Platforms 30 cm




The beautiful, rot-proof wood is a natural alternative to the traditional plastic equipment found in many toddler spaces.

Toddler climbing set (W480)



Platforms and Balancing beams are sturdy and stable, even on uneven playground surfaces.



All edges are heavily rounded for safety.



Balancing beams make a handy bench too!



The modular, hexagonal platforms can be reconfigured easily by a teacher.



Toddler balancing sets



ITERS 16: 7.3

Young children need to move. Vigorous, active play is crucial to their development. These unique Platforms and Balancing beams support balancing and gross motor skill development.

Durable, weatherproof construction allows for years of outdoor play.

For ages 24–36 months



Toddler climbing set **W480**

Includes 2 Platforms 10 cm, 2 Platforms 20 cm, 2 Platforms 30 cm, and 2 Balancing beams



Toddler balancing set **W475**

Includes a Balancing beam and 2 Platforms 10 cm



Balancing beam **W476**



Weatherproof Wood? See page 35 to find out more.



Move and reconfigure Platforms and Balancing beams for endless active play opportunities that help children develop gross motor skills.



The Toddler balancing set is a safe challenge for two year olds.

Outlast tunnel (W482)

Wide feet for stability and shatterproof windows make exploration safe.



Outlast bridge (W483)

Smooth railings are the right height to support little ones just finding their feet.



A low threshold and gentle contour allow for easy travels.



All edges heavily rounded for safety.



Bridge and Tunnel



ITERS 16: 7.3

Up and over, in and out – these playthings satisfy a young toddler's constant need for exploratory movement. For older children, the bridge adds an exciting challenge to a trike path. Beautifully constructed from weatherproof wood, the Outlast line brings a natural look to your outdoor space, and will never rot or warp.

For ages 9–36 months



Weatherproof Wood? See page 35 to find out more.



Outlast bridge **W483**



Outlast tunnel **W482**

Inside Tunnel diameter: 51 cm



Starter platform set **W470**

Includes 2 Platforms 10 cm, and 1 Platform 20 cm



Navigating the Tunnel is extra fun with a window to peek through; plus, a teacher can easily supervise the play and learning!



Starter Platform
Set W470



Smooth, rounded handholds on larger platforms allow staff to reconfigure set-ups with ease.



Wood platforms will never rot, even after years of outdoor play!



Outlast Toddler Platform
10 cm (W471)

Outlast Toddler Platform
20 cm (W472)



Create age-appropriate climbing structures for your youngest explorers.



Toddlers also need a retreat from constant activity. Turn a platform over to create a bin for loose parts play or a cosy nest for sitting in.

NEW Toddler platforms



ITERS 16: 7.3

The innovative Toddler platforms are versatile and modular so teachers can create structures that invite exploration and active play. Platforms reconfigure easily to meet children's constantly expanding capabilities.

Durably constructed with weatherproof wood, these platforms will never rot.

For ages 12 –36 months



Outlast toddler platform 30 cm **W473**



Outlast toddler platform 20 cm **W472**



Outlast toddler platform 10 cm **W471**



Weatherproof Wood? See p. 35 to find out more.



The unique hexagon shape allows you to create circular, multi-level pathways.



Just the right height for child-friendly gardening!

Outlast classic kitchen 56 cm (W455)

The attractive backsplash gives the kitchen a protected feel, while providing convenient storage for utensils in the Outlast scoops.



Contoured basin and large drain allow the sink to empty completely. You'll never lose the tethered plug on this fixed sink.



Smooth countertops are just the right height for preschool chefs.

Outlast crates and Nature trays provide versatile and inviting storage options for natural loose parts.

The Counter, accessible from both sides, provides a large work surface for collaborative and creative play.



A place for everything—the tool holder keeps cooking utensils right at hand.

Outlast classic mud kitchen



ECERS 24: 7.3
ITERS 20: 7.2

This durable, weatherproof role play kitchen will be right at home in any outdoor space – large or small. Dirt and water are the perfect recipe for hours of creative play, and the Outlast classic kitchen is built to handle any amount of mess and drama.

The Sink with its inspiring accessories instantly invites culinary exploration, while the large surface area of the Counter welcomes collaborative play.

For ages 3 and older



Outlast classic kitchen 56 cm W455
Includes 2 deep crates, 6 Nature trays and 3 scoops



Outlast classic sink 56 cm W457
Includes deep crate, 2 Nature trays and 3 scoops



Outlast classic counter 56 cm W456
Includes deep crate and 4 Nature trays



Weatherproof wood? See p.35 to find out more.

Accessories



Nature tray W446



Kitchen scoop set W444



Laboratory for learning. An indoor kitchen area traditionally fosters role play but take it outside, add natural materials, and you have exploratory science at its best!

Outlast kitchenette 46 cm (W450)

The arch adds an aesthetically beautiful invitation to creative play—a sink, a shop, or a lemonade stand?



Contoured basin and large drain allow the sink to empty completely. You'll never lose the tethered plug on this fixed sink.



46 cm smooth counter tops are the perfect height for toddlers.

Outlast crates and Nature trays provide versatile and inviting storage options for natural loose parts.



The Counter, accessible from both sides, provides a large work surface for collaborative and creative play.



Nature trays are great for loose parts play.

Outlast mud kitchenette



ECERS 24: 7.3 ITERS 20: 7.2

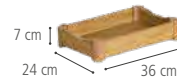
Designed with a toddler's love of exploration in mind, the Outlast kitchenette will be a favourite destination day after day. Provide water, dirt, or natural loose parts and let the fun begin! Exceptionally durable, this furniture will withstand years of wet and messy play.

The intentionally simple and open design gives plenty of room for the unstructured, parallel play that toddlers thrive on.



Weatherproof wood? See p.35 to find out more.

Accessories



Nature tray **W446**



Outlast kitchenette 46 cm **W450**
Includes 2 shallow crates and 4 Nature trays



Outlast kitchenette sink 46 cm **W452**
Includes shallow crate and 2 Nature trays



Outlast kitchenette counter 46 cm **W451**
Includes shallow crate and 2 Nature trays




Placing your mud kitchen near a natural border gives it an enclosed feeling, fostering more focused, creative play.



Netted fabric easily attaches to buttons on the top of the Outlast arbour bench.

Outlast arbour (W460)



Convenient storage is key to a tidy outdoor classroom. Use the space under the benches to store natural materials or toys.



The Outlast arbour creates a protected but completely supervisable escape from the hustle and bustle of the outdoor area.

Outlast arbour



ECERS 24: 7.3 ITERS 20: 7.2

Instantly creating a cosy, protected den, the Outlast arbour provides an outdoor retreat for quiet activities, reading time, or role play.

Designed to be easily moved or rearranged, the Arbour can be used anywhere in your outdoor area. And, like all Outlast products, the weatherproof wood will withstand years of play in any climate.



Outlast arbour W460
Includes Canopy and 2 Arbour benches



Outlast arbour bench W461



Outlast canopy W462
Dimensions: 244 x 366 cm



Weatherproof wood? See p.35 to find out more.



It doesn't need much. Use a single Arbour bench near a fence to create a defined play area.

School complete set with storage (W390)

Child-friendly door has
pinch-free hinges and
rounded corners.



Includes levelling feet and
additional levelling pads
to aid stable placement on
uneven ground.



Lockable latch for
secure storage



Handy catch to hold
the doors open

Outlast storage



ECERS 7: 7.3 8: 7.2, 7.1, 5.2, 5.1

The Outlast storage unit provides durable storage right at the point of play. The waterproof roof protects resources, while spaces between floor slats provide ventilation and allow sand to drop out. Hose it out and the water drains. To help your children keep the outdoor area tidy, this storage unit neatly accommodates our open-ended Outlast blocks and crates as well as other outdoor toys.

For ages 3 and older



School complete set with storage **W390**

Includes Outlast storage unit with 40 blocks, 42 planks, 8 steering wheels and 6 ramps



Nursery classic set with storage **W389**

Includes Outlast storage unit with 27 blocks, 27 planks, 6 steering wheels and 4 ramps



Outlast storage set **W304**

Storage unit with 6 Outlast crates



Outlast storage unit **W303**



Weatherproof wood? See p.35 to find out more.



Convenient shelf height provides visible, ergonomic access for children and staff.

Accessories



Outlast flow pan **W439**



Outlast deep crate **W323**
Three Outlast deep crates **W324**



Outlast shallow crate **W333**
Three Outlast shallow crates **W334**

Play value

There's nothing like loose parts to encourage constructive play.

Outlast blocks are robust and develop gross motor skills.

Stability

Interlocking blocks and planks make it possible to play on uneven ground.



Child-friendly blocks are rugged, with no sharp edges or toxins. The child-sized handholds make carrying easy.

See p.23

Outlast block sets with storage

Outlast block sets



ECERS 8: 7.2, 7.1, 5.2, 5.1

Outlast is designed to encourage imaginative play, child-directed discovery and learning in the great outdoors. Interlocking planks and blocks form the basis of this innovative constructive play system.

Reinforced with UV-resistant rubber corners and stainless steel hardware, Outlast blocks earn their 15-year warranty.

For ages 3 and older.

Only school sets include longest blocks and planks.



School complete set **W388**

96 pieces



Nursery classic set **W386**

64 pieces



School intro set **W387**

27 pieces



Nursery intro set **W385**

22 pieces



Weatherproof wood? See p.35 to find out more.

Blocks included	W385	W386	W387	W388
14 cm (1-hole) block	2	6	2	8
28 cm (2-hole) block	4	12	4	16
56 cm (4-hole) block	3	9	3	12
112 cm (8-hole) block	0	0	2	4
14 cm (1-hole) plank	2	6	2	8
28 cm (2-hole) plank	3	9	3	12
42 cm (3-hole) plank	1	3	1	4
56 cm (4-hole) plank	3	9	3	12
112 cm (8-hole) plank	0	0	3	6
Steering wheel	2	6	2	8
28 cm ramp	1	2	1	3
56 cm ramp	1	2	1	3
Total Pieces	22	64	27	96



Blocks and ramps are compatible. Their innovative interlocking feature facilitates the creation of sturdy structures on uneven ground.

Outlast ramps allow children to explore the basic principles of physics the best way – through play!



UV-resistant bumpers reduce impact when blocks are dropped. Stainless steel hardware throughout.



Wide wheel base and 28 cm all-terrain wheels make this the sturdiest wheelbarrow around.

Perfect proportions:
The Wheelbarrow bed is designed to hold an Outlast crate.



Add a Flow pan to combine block play with water play for the ultimate outdoor constructive play experience.



Build a mud kitchen with the modular Outlast crates and blocks.

Outlast blocks & wheelbarrow




ECERS 8: 7.2, 7.1, 5.2, 5.1

Made of acetylated wood, Outlast items are rugged and exceptionally durable. The entire system is modular: crates share outside dimensions with blocks so they can be incorporated into block structures.

For ages 3 and older



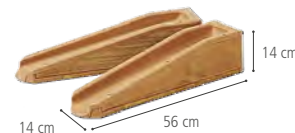
Weatherproof wood? See p.35 to find out more.



Outlast wheelbarrow
W322



Two 56 cm ramps
and two 28 cm ramps
W338



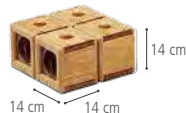
Two 56 cm ramps
W337




Two 28 cm ramps
W336




Two 28 cm blocks
W312



Four 14 cm blocks
W311



One 112 cm block
W314



One 56 cm block
W313




Four 28 cm planks
W316



Four 14 cm planks
W315



Two 112 cm planks
W319



Four 56 cm planks
W318



Four 42 cm planks
W317



Two steering wheels
W321



Outlast flow pan **W439**
Base: 49 x 22 cm



Outlast deep crate
W323
Three Outlast deep crates
W324



Outlast shallow crate
W333
Three Outlast shallow crates
W334



This tough little wheelbarrow satisfies a child's need to haul and dump.

Outlast cascade play centre double (W445)



The child-friendly plug in the clear Flow pan allows children to freely experiment with water flow.



Built to last

There's no exposed end grain to split or splinter. Thick, curved legs provide a stable base.

Convenient storage

Two sizes of durable crates keep everything organised. The slatted shelves allow sand and water to run through.



Outlast flow pan fits securely onto Outlast streambed or Water play tables.



Streambed trays remove easily for cleanup.

Outlast cascade



ECERS 23: 7.1, 5.1 ITERS 21: 7.2, 5.3

Running water has always fascinated children, and the Outlast cascade is the perfect way to safely incorporate it into your outdoor play area. Experience real-life erosion, flood control and experimentation with natural loose parts.

Be warned: these products invite exploration and things will get messy! Don't worry about the tables, though. Built of weatherproof acetylated wood, they will withstand years of serious play.



Weatherproof wood? See p.35 to find out more.



The water is recycled the old-fashioned way: by hand! Bucket brigades build cooperation, team work and communication skills.



Outlast cascade play centre double **W445**

Includes Streambed, Single water table 46 cm, Double water table 61 cm, two Flow pans, three deep crates and one shallow crate



Outlast cascade play centre single **W443**

Includes Streambed, Single water table 46 cm, Single water table 61 cm, Flow pan, one deep crate and one shallow crate



Outlast cascade **W440**

Includes Streambed, Single water table 46 cm, Flow pan and one shallow crate

Accessories



Outlast flow pan **W439**



Outlast deep crate **W323**
Three Outlast deep crates **W324**



Outlast shallow crate **W333**
Three Outlast shallow crates **W334**



Outlast double water table set 61 cm (W435)

The child-friendly plug in the clear Flow pan allows children to freely experiment with water flow.



Convenient storage is key to a tidy outdoor classroom! Two sizes of durable crates keep everything organised.



Plenty of room for sand castles on the wide, smooth space around the pans.



Done for today? A sturdy lid tidily covers the pans. Curved handholds serve as vents to allow moist sand to dry out.

Outlast double water tables



ECERS 23: 5.1, 7.1
ITERS 21: 5.3, 7.2

Here's a rock-solid, weatherproof sand and water table to give even more opportunity for outdoor sensory play. Add loose parts and simple containers and you have a recipe for hours of open-ended, irresistible play. Choose from two age-appropriate heights (46 cm or 61 cm).



Weatherproof wood? See p.35 to find out more.



Outlast double water table set 61 cm
W435
Includes table, shelf, two pans, two lids, Flow pan and three deep crates



Outlast double water table set 46 cm
W430
Includes table, shelf, two pans, two lids, Flow pan and three shallow crates



Outlast double water table 61 cm
W433
Includes table, shelf, two pans and two lids



Outlast double water table 46 cm
W432
Includes table, shelf, two pans and two lids



The generous size of the Double water table naturally fosters important social skills such as communication and cooperative play.

Accessories



Outlast flow pan **W439**



Outlast deep crate **W323**
Three Outlast deep crates **W324**



Outlast shallow crate **W333**
Three Outlast shallow crates **W334**

Outlast single water table set 46 cm (W420)



Built to last

There's no exposed end grain to split or splinter. Thick, curved legs provide a stable base.



Easy drainage

Large bore drain with a child-resistant plug makes clean-up fast and easy.



Done for today? A sturdy lid tidily covers the pan. Curved handholds serve as vents to allow moist sand to dry out.

Outlast single water tables



ECERS 23: 5.1, 7.1
ITERS 21: 5.3, 7.2

It's called a Water table, but don't let that limit you! Fill it with sand, soil, pine cones, or any other natural material. With its durable, super-stable construction, you can count on years of hands-on exploration and sensory learning. Choose from two age-appropriate heights (46 cm or 61 cm).



Outlast single water table set 61 cm
W425
Includes table, shelf, pan, lid, Flow pan and deep crate



Outlast single water table set 46 cm
W420
Includes table, shelf, pan, lid, Flow pan and shallow crate



Outlast single water table 61 cm
W423
Includes table, shelf, pan and lid



Outlast single water table 46 cm
W422
Includes table, shelf, pan and lid



Weatherproof wood? See p. 35 to find out more.



There's plenty of room for sand castles on the wide, smooth space around the pans. Having enough work surface encourages constructive play.

Accessories



Outlast flow pan **W439**



Outlast deep crate **W323**
Three Outlast deep crates **W324**



Outlast shallow crate **W333**
Three Outlast shallow crates **W334**

Outlast storage bench (W331)

Double duty

Appropriate height for adult seating at point of play.



Durable end caps protect wood and prevent splinters.

Outlast crate (W323)

Tidy up the garden

Wood shelving will keep your outdoor space beautiful and welcoming.



Watch the play possibilities dramatically expand when you add Outlast products to your sand area.



The simple sturdy design of the Storage bench invites a wide range of activities.

Outlast storage bench



ECERS 7: 7.3

The Storage bench provides convenient, aesthetically pleasing storage options and teacher seating right at the point of play. Weatherproof wood and durable design provide year-round outdoor use.

Designed to hold two Outlast crates to maximise storage space, the Storage bench will be a valuable addition to your sand, garden, or covered play area.



Outlast storage bench with two crates **W332**



Outlast storage bench **W331**



Outlast deep crate **W323**
Three Outlast deep crates **W324**

Outlast – built to last



Weatherproof

Is it possible? Yes! Outlast products are made of acetylated Accoya® wood, which has been proven to last for several decades in direct contact with the ground. Outlast will not warp, shrink, twist, or rot and does not need covered storage, whatever the weather.



Non-toxic

Acetylation is a treatment process that modifies wood at the molecular level, rendering it rot resistant without using any toxic substances. It's child-safe and environmentally friendly. "Safe enough to eat" is no exaggeration.



Durable

To complement the weatherproof wood, Outlast products are fastened with stainless steel hardware and UV-resistant rubber. Outlast is backed by our standard 15-year warranty.



Easy care

Acetylated wood may eventually weather to a natural grey. Mud can be scrubbed off with water and any standard detergent.



Sustainable

Outlast uses only FSC® certified wood.



The mark of
responsible forestry
FSC® C006924

Outdoor play

Low rectangular play table set (W354)

Child-sized

Choose the appropriate table and bench height for ergonomic, comfortable seating.



Smooth table surface

Tongue and groove boards lock into each other.



Safe

Super-stable benches won't tip – even when used as balancing beams.



Easily movable tables and benches allow you to take your picnic to any corner of the garden!



Unattached benches are much more fun and can support active, open-ended play.

Outlast play tables & benches



ECERS 7: 7.3

There's no better place for learning than the great outdoors. This line of extremely durable, child-sized tables and benches will help take all aspects of your curriculum outside.

The smooth water-resistant surface invites picnics, group activities or independent projects. The unattached benches provide flexible seating arrangements and inspire active play such as balancing and transporting.



School rectangular play table set W356
Includes a 56 cm table and two 35 cm benches
For ages 6 to 11



High rectangular play table set W355
Includes a 50 cm table and two 30 cm benches
For ages 4 to 7



Medium rectangular play table set W354
Includes a 46 cm table and two 25 cm benches
For ages 3 to 6



Low rectangular play table set W353
Includes a 40 cm table and two 20 cm benches
For ages 2 to 4



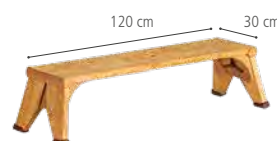
Weatherproof wood? See p.35 to find out more.



Smooth table surface enables you to take traditionally indoor activities like painting or mark-making outside.



Rectangular Outlast play table W352
Seats up to 8. Specify 40, 46, 50 or 56 cm table height.



Outlast bench
35 cm bench **W375**
30 cm bench **W374**
25 cm bench **W373**
20 cm bench **W372**

Medium square play table set (W344)



Smooth table surface

Tongue and groove boards lock into each other.

Child-sized

Choose from four sizes for ergonomic, comfortable seating.

Stable

Wide stance of curved legs prevents tipping and provides generous room for children's legs.



Robust and durable tables and seats enable outdoor learning. Students will find the table surface smooth enough to accommodate any activity.



Enough counter space for everyone! Tables and seats provide those extra surfaces needed for messy play in the sandpit.

Outlast play tables & seats



ECERS 7: 7.3

Rugged and versatile, Play tables and seats provide the perfect surface for open-ended outdoor activities from art projects to sand play. Solidly constructed with acetylated wood, Outlast equipment won't rot or warp, ensuring years of outdoor play and learning in any climate.



School square play table set W346
Includes a 56 cm table and two 35 cm seats. For ages 6 to 11



High square play table set W345
Includes a 50 cm table and two 30 cm seats. For ages 4 to 7



Medium square play table set W344
Includes a 46 cm table and two 25 cm seats. For ages 3 to 6



Low square play table set W343
Includes a 40 cm table and two 20 cm seats. For ages 2 to 4



Weatherproof wood? See p.35 to find out more.



Bring on the messy, creative play! Outlast can withstand it all.



Square Outlast play table W342
Specify 40, 46, 50 or 56 cm table height.



Outlast seat
35 cm seat **W365**
30 cm seat **W364**
25 cm seat **W363**
20 cm seat **W362**



Physical development: Child-sized design and convenient handhold allows for easy transport by children.



Totstar (R215)

Starter scooter (R301)

Roadstar II tricycle (R213)

This could be the last year you need to buy trikes for a long time. The 25 mm steel tubing can really take a beating.



Sealed ball bearings routinely handle 15 years of vigorous triking without maintenance.

Tricycles & Scooters

ECERS 8: 7.2, 5.2 ITERS 16: 7.3, 5.5

Your Roadstar comes ready to roll right out of the box. With the toughest frame on the market, our Tricycles endure the rigorous play of children, year after year.



Roadstar I tricycle R211

For ages 2 to 4

Weight: 9 kg. Front wheel diameter: 28 cm



Roadstar II tricycle R213

For ages 4 to 6

Weight: 10 kg. Front wheel diameter: 33 cm



Totstar R215

For ages 2 to 4

Weight: 7 kg. Front wheel diameter 20 cm



Starter scooter R301

For ages 2 to 5

Wheel diameter 20 cm, 18 cm



See p.179

Don't miss our indoor riding toys



Furniture

Welly storage

page 45



Welcome centre

page 47



Shelving

page 55



Panels

page 74



Roomscapes sets

page 80



Book display

page 95



Wall-mounted welly storage A301



Footprints show children where to place their wellies.



Offset shelves save space and drain away water without dripping on other wellies.

Upright, of course!

Children will instantly understand where and how to put their wellies away – and there's no need to touch muddy soles.

Castors enable easy movement and can be locked in place.



Mobile welly storage A302



Tight on space? The double-sided Mobile welly storage holds 48 pairs of children's wellies for a neatly compact solution.



Encourage independence. Matching their wellies to the footprints turns the chore of tidying away footwear into a puzzle that children can solve all on their own.

NEW Welly storage

ECERS 2: 7.1, 5.1 ITERS 2: 7.1, 5.1

Here's space-saving welly storage that will keep your setting tidy and welcoming. Children can put away their footwear independently, and there's an individual space for everyone.

The double-sided Mobile welly storage can be rolled right to your entrance. Choose the wall-mounted version to bring order to cramped cloakrooms or narrow corridors.

For indoor use only.



Mobile welly storage A302

Holds 48 pairs

Maximum welly height: 25 cm



Wall-mounted welly storage A301

Holds 24 pairs

Maximum welly height: 25 cm

Mounting hardware not included



Wall-mounted welly storage is the perfect choice for small spaces. Slide a broom or mop underneath to clear away dirt or mud.

Stop the mess in its tracks. The mobile welly storage rolls with ease – right to where you need it.



Welcome cubbies 8 (A724)



Easily change
your name labels.

Strong
pegs and
hooks.



Stabilisers at the back of
free-standing units.

Welcome centre one (A701)



Tool-free
connecting system.

Four solutions using the same components:



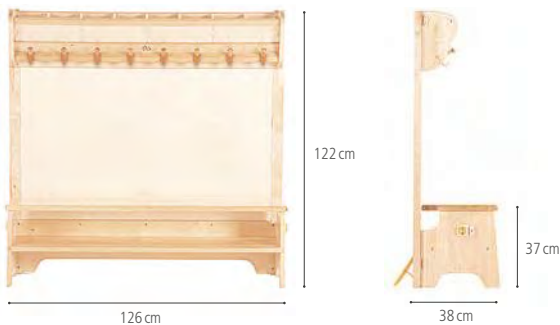
Welcome centre

ECERS 4: 7.2, 9: 7.3 ITERS 2: 7.1, 5.1

First impressions count. Whether in an entrance hall or within the room, your welcome area is the threshold between a child's two worlds. It makes a statement about your ethos and deserves careful planning.



Welcome cubbies 6 **A723**




Welcome cubbies 8 **A724**



Welcome centre one **A701**

Possible arrangement for 16 children
Includes two Welcome cubbies 8 and two Corner benches
Totes not included



The Welcome cubbies can **connect to Roomscapes** panels, shelves and arches.

Accessories



Medium carry crate **G494**
Dimensions match Deep tote
See page 70 for more options



Deep tote **F890**
15 cm high, base 22 x 28 cm
Choose tote colour or baskets ☐ ☐ ☐ ☐



Peg tree **H559**



Four extra name covers **A721**
Useful for half-day session changeovers.

Peg strip 6
(A747)



A hook for the bag and a peg for the jacket.

Wall pegs with labels 6
(A737)



Easy-to-change name labels.

Wall pegs with pockets 6
(A727)



Individual message pockets.

Welcome bench 6
(A733)



Tool-free connecting system.


Corner bench
(A735)




Welcome centre continued

ECERS 4: 7.2, 9: 7.3 ITERS 2: 7.1, 5.1

Welcome children each day with an organised, inviting space of their own (it even says so on the label). Our space-saving cubbies transform your entry into a clutter-free zone that says “you belong here!”



Peg strip 6 **A747**



Peg strip 8 **A748**




Wall pegs with labels 6 **A737**




Wall pegs with labels 8 **A738**




Wall pegs with pockets 6 **A727**



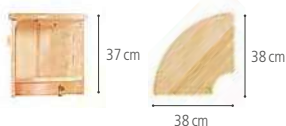
Wall pegs with pockets 8 **A728**



Welcome bench 6 **A733**



Welcome bench 8 **A734**



Corner bench **A735**



Roomscapes

A one-stop-shop for classroom layout and storage, Roomscapes is a combination of shelving, panels and gates that connect to enable you to literally landscape your classroom. No tools needed. Whether you need a simple shelf or are redoing your entire classroom, Roomscapes is the place to start.

See p. 52

for guidelines on how to plan your order.

The perfect shelf

Looking for a sturdy, mobile shelf? Pick just the right one from our wide range of Roomscapes shelving starting on page 55.



Room dividers

Use Roomscapes panels with shelving and connecting posts to create a flexible dividing wall. Find panels and ideas for building dividers starting on page 74.



Activity areas

Use shelving, panels and more to create well-defined learning centres. See some ready-made activity areas under "Roomscapes sets" starting on page 80.



Whole classrooms

Need a complete furniture plan for your classroom or setting? Call about our room layout service.



Using Roomscapes

A quick guide to planning your Roomscapes order

1. Measure your space

For a room divider, measure the span to the nearest centimetre. If planning an entire room, you will need a floor plan with a full set of dimensions. This should include doors, windows and built-in features.

2. Know your goals

- How old are your children?
- What about storage?
- How accessible should the area be?

3. Choose your items

(see individual pages for dimensions of products)



Shelves double as boundaries and display when used in a divider. See page 55



Panels provide a simple divider in various heights. See page 74



Gates and Entries allow or restrict access to a space. See page 78

4. Putting it all together

Roomscapes shelves and panels connect without tools, using sturdy posts.



Posts connect Roomscapes products. Add 6 cm to your plan for each post. See page 72



Wall adapters attach posts to a wall. See page 72



Wings stabilise a run of panels. See page 72



Adjustable panels close odd gaps in a divider. See page 75



Fillers close the gap between two shelves. See page 72

Connecting Roomscapes



Each shelf and panel has couplings on the sides where posts attach.



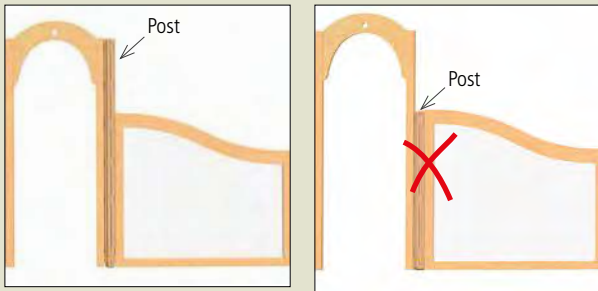
Shelves and panels can attach in 45 degree increments.



Roomscapes guidelines

How to make safe and stable Roomscapes connections

Posts




Always match post height to the highest piece it connects.


If you place panels on top of shelves or other panels to make a higher divider, the combined height should not exceed 122 cm.

Panels and Arches

Never connect more than 2 panels in a row without stabilising them in one of the following ways:



Add a shelf.



Create a 45° or 90° angle in the line of panels.



Use a pair of Wings (see p. 72).




Attach to a wall (see Wall adapters p. 72).

- Panels must always be attached at both ends. (See illustrations above.)
- Never exceed 122 cm in height.
- Never end a straight line of panels with a single Corner shelf.
- A 61 or 81 cm high Corner shelf connected to a Teacher arch or Roomscapes entry must also connect to another panel, shelf, or wall adapter.

Roomscapes Gates

Gates need extra support to be stable and safe.



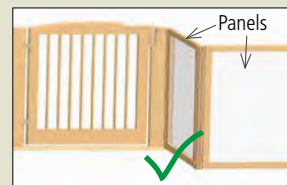
Supporting posts must be at least 81 cm high.





Attached shelves or panels must be at least 61 cm high.



A 61 or 81 cm high Corner shelf connected to a Roomscapes gate or compact gate must also connect to another panel, shelf, or wall adapter.



Panels must connect at a 45° or 90° angle to the Gate threshold.*



63 cm long shelves must connect at a 45° or 90° angle to the Gate threshold.**

*Exception: the Roomscapes gate and compact gate may connect in a straight line with a panel if a pair of Wings (p. 72) is added to the hinge side.

**Exception: the Roomscapes gate and compact gate may connect in a straight line with a 63 cm shelf, but only if the other side is connected to a 94 cm shelf (or longer), to a wall, or angled panels.

Translucent back shelf
124 x 81 cm (F649)

Translucent back inside sweep
81 cm (F629)



Shelves with display board backs

Cosy fabric backing offers prime display space. Back covers attach with hook and loop.



Shelves with open backs

These shelves give your room an open feel, more air flow and access from both sides.



Shelves with translucent backs

Let in light and improve supervision. Translucent backs are built with a virtually unbreakable, easy-to-clean polymer.



Roll it yourself.

Flip up the trim, roll to a new location, and flip it back down for a perfectly stationary shelf.



Flip up



Roll



Flip down

Roomscapes shelves

ECERS 2: 7.1 ITERS 2: 7.3, 5.3

When buying classroom equipment, you want to do it right the first time. That means careful planning, then purchasing well-designed, durable furnishings that will give you decades of service.

Roomscapes shelves help you create the right learning environment for children. Use them to clearly define activity areas, creating a sense of order. Their solid birch construction delivers natural beauty that will last for years to come. So put those shelves to work for you as you design a wonderful space for learning.



The furniture we purchased almost 10 years ago still has the durability and beauty of an old friend. Our children love the familiarity and versatility of each piece. Whenever I need to change the classroom layout to meet their needs, the products lend themselves wonderfully to the latest arrangement.



Beth Pearce,

Manager, Victoria Quay Nursery, Edinburgh



Solid hardwood

Solid hardwood with rounded edges is our standard formula for quality equipment. Stylish, sturdy and safe.




Mobility is built in

Shelves have hidden wheels. Flip up the trim, roll into place, and flip it back down for a perfectly stationary shelf.



Use the shelf back

Clear, mirror and chalkboard covers fasten to the display board backing of our shelves, making prime display space for children's creativity.



Connects to anything

Shelves can be connected to other shelves and panels using sturdy posts. No tools are needed, and you can rearrange things whenever you want.



Fixed shelves

Page 56



Adjustable shelves

Page 58



Locking shelves

Page 59



Tote shelves

(37 cm depth)
Page 62



Tray units

(46 cm depth)
Page 66



Corner and Sweep shelves

Page 60



Library shelves

Page 95

Roomscapes fixed shelving

ECERS 2: 7.1 ITERS 2: 7.3, 5.3

Solidly divided space for blocks, books or anything that needs its own niche. Precision joints give each shelf strength and rigidity.

- **Shelves with display board backing** provide display and storage space.
- **Translucent-backed shelves** let in light and improve supervision.
- **Open-backed shelves** allow access from both sides.

All shelves are 37 cm deep.



Translucent back shelf 124 x 61 cm (F648)



Organise your shelves with sturdy wooden Carry crates.

See p. 70



Flip up hidden wheels to move shelf.

See p. 72

Connectors & Accessories



Roomscapes posts connect shelves and panels together.

Back covers add visual stimulation and can attach to any shelf with display board backing.

Use a **Roomscapes canopy** to add character to your room.



Free service

Contact us for help with your room layout.

61 cm high (37 cm deep)



Fixed shelf 94 x 61 cm **F661**



Translucent back shelf
94 x 61 cm **F663**



Open back shelf 94 x 61 cm **F662**



Fixed shelf 124 x 61 cm **F643**
Holds the Quarter school set of unit blocks (page 140)



Translucent back shelf
124 x 61 cm **F648**



Open back shelf 124 x 61 cm **F644**

81 cm high (37 cm deep)



Fixed shelf 94 x 81 cm **F665**



Translucent back shelf
94 x 81 cm **F664**



Open back shelf 94 x 81 cm **F667**



Fixed shelf 124 x 81 cm **F645**
Holds the Half school set of unit blocks (page 140)



Translucent back shelf
124 x 81 cm **F649**



Open back shelf 124 x 81 cm **F646**

102 cm high (37 cm deep)



Fixed shelf 94 x 102 cm **F668**



Fixed shelf 124 x 102 cm **F647**

41 cm high (37 cm deep)



Fixed shelf 94 x 41 cm **F612**



Translucent back shelf
94 x 41 cm **F615**



Fixed shelf 124 x 41 cm **F613**



Translucent back shelf
124 x 41 cm **F614**

Roomscapes adjustable shelving

ECERS 2: 7.1
ITERS 2: 7.3, 5.3

Now you can customise your storage space according to your needs. Add and adjust shelves without tools. For lockable storage, choose the option with doors.

All shelves are 37 cm deep.



Adjustable shelf 124 x 61 cm (F641)



Easy shelf placement with supports. Designed to prevent shelves from sliding out.



Flip up hidden wheels to move shelf.

See p. 72

Connectors & Accessories



Roomscapes posts connect shelves and panels together.

Chalkboard cover can attach to most display board-backed shelves.



Free service

Contact us for help with your room layout.

61 cm high (37 cm deep)



Clear Cover **F851**
Mirror Cover **F843**

Adjustable shelf 63 x 61 cm
F621
Additional single 63 cm shelf **F602**



Clear cover **F852**
Mirror cover **F844**
Chalkboard cover **F861**

Shelf unit with doors 94 x 61 cm
F632
Includes one adjustable shelf
Additional single 94 cm shelf **F603**



Clear cover **F852**
Mirror cover **F844**
Chalkboard cover **F861**

Adjustable shelf 94 x 61 cm
F631
Additional single 94 cm shelf **F603**



Clear cover **F853**
Mirror cover **F845**
Chalkboard cover (covers $\frac{3}{4}$) **F861**

Adjustable shelf 124 x 61 cm
F641
Additional single 124 cm shelf **F604**

81 cm high (37 cm deep)



Clear cover **F854**
Mirror cover **F846**
Chalkboard cover **F861**

Adjustable shelf 63 x 81 cm
F622
Additional single 63 cm shelf **F602**



Clear cover **F855**
Mirror cover (covers $\frac{2}{3}$) **F846**
Chalkboard cover (covers $\frac{2}{3}$) **F861**

Shelf unit with doors 94 x 81 cm
F634
Includes two adjustable shelves
Additional single 94 cm shelf **F603**



Clear cover **F855**
Mirror cover (covers $\frac{2}{3}$) **F846**
Chalkboard cover (covers $\frac{2}{3}$) **F861**

Adjustable shelf 94 x 81 cm
F633
Additional single 94 cm shelf **F603**



Clear cover **F856**
Mirror cover (covers $\frac{1}{2}$) **F846**
Chalkboard cover (covers $\frac{1}{2}$) **F861**

Adjustable shelf 124 x 81 cm
F642
Additional single 124 cm shelf **F604**

102 cm high (37 cm deep)



Clear cover **F879**
Mirror cover (covers $\frac{2}{3}$) **F846**
Chalkboard cover (covers $\frac{2}{3}$) **F861**

Adjustable shelf 63 x 102 cm
F623
Additional single 63 cm shelf **F602**

Shelf back covers



Clear cover



Mirror cover



Chalkboard cover



Organise your shelves with sturdy wooden Carry crates.

See p. 70

Roomscapes corners & sweeps


ECERS 2: 7.1 ITERS 2: 7.3, 5.3

Sweep shelves add elegance to any room, and Corner shelves complete a run of Roomscapes with an aesthetic touch. Their curves soften the building's straight lines and right angles.

All shelves are 37 cm deep.



Translucent back sweep
61 cm (F625)



Strong

Shelves are built with mortise and tenon joints, the strongest in woodworking.



Organise your shelves with sturdy wooden Carry crates.

See p. 70

See p. 72

Connectors & Accessories



Roomscapes posts connect shelves and panels.

Corner crates and baskets fit perfectly in a Corner shelf.



Free service

Contact us for help with your room layout.

41 cm high



Corner shelf 41 cm
F671



Translucent back sweep 41 cm
F624



Translucent back inside sweep 41 cm
F627

61 cm high



Corner shelf 61 cm
F673



Translucent back sweep 61 cm
F625



Translucent back inside sweep 61 cm
F628

81 cm high



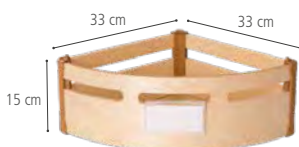
Corner shelf 81 cm
F675



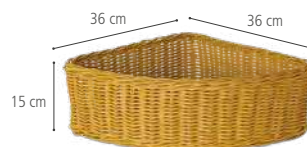
Translucent back sweep 81 cm
F626



Translucent back inside sweep 81 cm
F629



Corner crate **G498**
For more Carry crates see p.70



Corner basket **G486**
Baskets are woven from rattan; small parts may break off. We do not advise their use with children under 36 months unless adequately supervised.

Roomscapes tote shelving

ECERS 2: 7.1 ITERS 2: 7.3, 5.3

Essential for an organised classroom. Sturdy dividers adjust the spacing to hold shallow or deep totes and baskets. Tote shelves can also be purchased with Medium carry crates. (See p. 64)

All shelves are 37 cm deep.



Tote shelf 94 x 61 cm (F556)
shown with deep totes and shallow baskets
and **Six label holders (G490)**



Clear covers

Display board backs provide a surface for hanging artwork at the children's level.



Flip up hidden wheels
to move shelf.



See p. 92

**Add display to
your tote shelf**

See p. 72

Connectors & Accessories



Roomscapes posts connect
shelves and panels.

Back covers add visual stimulation and can
attach to any shelf with display board backing



Free service

Contact us for help
with your room layout.

61 cm high (37 cm deep)



Clear cover **F851**
Mirror cover **F843**

Tote shelf 63 x 61 cm

Choose tote colour or baskets ☐ ☐ ☐ ☐

As shown (4 shallow, 4 deep) **F681**

All shallow (12) **F552**

All deep (6) **F551**

Shelf only **F691**



Clear cover **F852**
Mirror cover **F844**
Chalkboard cover **F861**

Tote shelf 94 x 61 cm

Choose tote colour or baskets ☐ ☐ ☐ ☐

As shown (6 shallow, 6 deep) **F556**

All shallow (18) **F555**

All deep (9) **F682**

Shelf only **F692**



Clear cover **F853**
Mirror cover **F845**
Chalkboard cover (covers $\frac{3}{4}$) **F861**

Tote shelf 124 x 61 cm

Choose tote colour or baskets ☐ ☐ ☐ ☐

As shown (6 shallow, 9 deep) **F684**

All shallow (24) **F566**

All deep (12) **F565**

Shelf only **F694**



Clear cover **F853**
Mirror cover **F845**
Chalkboard cover (covers $\frac{3}{4}$) **F861**

Multi-storage shelf 124 x 61 cm

Choose tote colour or baskets ☐ ☐ ☐ ☐

As shown (6 shallow) **F683**

Shelf only **F693**

81 cm high (37 cm deep)



Clear cover **F854**
Mirror cover **F846**
Chalkboard cover **F861**

Tote shelf 63 x 81 cm

Choose tote colour or baskets ☐ ☐ ☐ ☐

As shown (4 shallow, 6 deep) **F685**

All shallow (16) **F572**

All deep (8) **F571**

Shelf only **F695**



Clear cover **F855**
Mirror cover (covers $\frac{2}{3}$) **F846**
Chalkboard cover (covers $\frac{2}{3}$) **F861**

Tote shelf 94 x 81 cm

Choose tote colour or baskets ☐ ☐ ☐ ☐

As shown (6 shallow, 9 deep) **F686**

All shallow (24) **F576**

All deep (12) **F575**

Shelf only **F696**



Clear cover **F856**
Mirror cover (covers $\frac{1}{2}$) **F846**
Chalkboard cover (covers $\frac{1}{2}$) **F861**

Tote shelf 124 x 81 cm

Choose tote colour or baskets ☐ ☐ ☐ ☐

As shown (8 shallow, 12 deep) **F687**

All shallow (32) **F582**

All deep (16) **F581**

Shelf only **F697**

102 cm high (37 cm deep)



Clear cover **F879**

Tote shelf 63 x 102 cm

Choose tote colour or baskets ☐ ☐ ☐ ☐

As shown (20 shallow) **F589**



Clear cover **F879**

Ring binder shelf 63 x 102 cm

Choose tote colour or baskets ☐ ☐ ☐ ☐

As shown (4 shallow) **F590**

Holds 24 standard ring binders with 4.5 cm spines.



Clear cover **F887**
Mirror cover (covers $\frac{1}{3}$) **F846**
Chalkboard cover (covers $\frac{1}{3}$) **F861**

Tote shelf 124 x 102 cm

Choose tote colour or baskets ☐ ☐ ☐ ☐

As shown (16 shallow, 12 deep) **F592**

All shallow (40) **F591**

All deep (20) **F689**

Shelf only **F699**

Tote and basket options



Accessories



Divider for tote shelf **F889**

See p. 70

Totes, baskets and Carry crates

Tote shelving with Carry crates

ECERS 2: 7.1
ITERS 2: 7.3, 5.3

Organisation made simple. Tote shelves can be purchased with Medium carry crates for child-accessible storage with a touch of natural beauty.

All shelves are 37 cm deep.



**Tote shelf 94 x 61 cm
with carry crates (F554)**



Optional clear covers
protect child-height displays.



Same-sized crates
are designed to stack.



Flip up hidden wheels
to move shelf.

See p. 72

Connectors & Accessories



Roomscapes posts connect
shelves and panels.

Back covers add visual stimulation and
can attach to any display-board backed shelf.



Free service

Contact us for help
with your room layout.

61 cm high (37 cm deep)



Clear cover **F851**
Mirror cover **F843**

Tote shelf 63 x 61 cm **F553**
Includes 6 Medium carry crates



Clear cover **F852**
Mirror cover **F844**
Chalkboard cover **F861**

Tote shelf 94 x 61 cm **F554**
Includes 9 Medium carry crates



Clear cover **F853**
Mirror cover **F845**
Chalkboard cover (covers $\frac{3}{4}$) **F861**

Tote shelf 124 x 61 cm **F567**
Includes 12 Medium carry crates

81 cm high (37 cm deep)



Clear cover **F854**
Mirror cover **F846**
Chalkboard cover **F861**

Tote shelf 63 x 81 cm **F573**
Includes 8 Medium carry crates



Clear cover **F855**
Mirror cover (covers $\frac{2}{3}$) **F846**
Chalkboard cover (covers $\frac{2}{3}$) **F861**

Tote shelf 94 x 81 cm **F574**
Includes 12 Medium carry crates



Clear cover **F856**
Mirror cover (covers $\frac{1}{2}$) **F846**
Chalkboard cover (covers $\frac{1}{2}$) **F861**

Tote shelf 124 x 81 cm **F587**
Includes 16 Medium carry crates

102 cm high (37 cm deep)



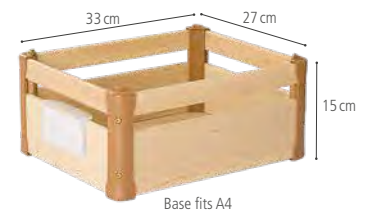
Clear cover **F887**
Mirror cover (covers $\frac{1}{3}$) **F846**
Chalkboard cover (covers $\frac{1}{3}$) **F861**

Tote shelf 124 x 102 cm **F593**
Includes 20 Medium carry crates

Accessories



Divider for tote shelf **F889**



Base fits A4

See p. 70

for more sizes of Carry crates



Each crate comes with a replaceable label holder.



Carry crates are easy for small hands to grasp and carry.



Durable crates crafted from solid birch make clean-up easy for children.

Roomscapes tray units

ECERS 4: 7.2; 6: 7.2, 5.3 ITERS 5: 7.2, 5.3

The wide top of this shelf makes a great work or display surface. Solid birch construction delivers natural beauty that will last for years to come. Adjustable dividers are easily manipulated to customise storage space.

All shelves are 46 cm deep.



Tray unit 106 x 61 cm (F688)



Optional clear covers
protect child-height displays.



Customise your storage space
with adjustable dividers.



Flip up hidden wheels
to move shelf.

See p. 72

Connectors & Accessories



For **personal trays**, use the
"all shallow" tray option.

Roomscapes posts connect
shelves and panels.



Free service
Contact us for help
with your room layout.

61 cm high (46 cm deep)



Clear cover
F451

Tray unit 71 x 61 cm

Choose tote colour or baskets ☐ ☐ ☐ ☐

As shown (4 shallow, 4 deep) **F511**

All shallow trays (12) **F513**

All deep trays (6) **F512**

Shelf only **F510**



Clear cover
F452

Tray unit 106 x 61 cm

Choose tote colour or baskets ☐ ☐ ☐ ☐

As shown (6 shallow, 6 deep) **F688**

All shallow trays (18) **F585**

All deep trays (9) **F586**

Shelf only **F698**

81 cm high (46 cm deep)



Clear cover
F454

Tray unit 71 x 81 cm

Choose tote colour or baskets ☐ ☐ ☐ ☐

As shown (4 shallow, 6 deep) **F521**

All shallow trays (16) **F523**

All deep trays (8) **F522**

Shelf only **F520**



Clear cover
F456

Tray unit 106 x 81 cm

Choose tote colour or baskets ☐ ☐ ☐ ☐

As shown (6 shallow, 9 deep) **F531**

All shallow trays (24) **F533**

All deep trays (12) **F532**

Shelf only **F530**

102 cm high (46 cm deep)



Clear cover
F457

Tray unit 71 x 102 cm

Choose tote colour or baskets ☐ ☐ ☐ ☐

As shown (4 shallow, 8 deep) **F541**

All shallow trays (20) **F543**

All deep trays (10) **F542**

Shelf only **F540**



Clear cover
F459

Tray unit 106 x 102 cm

Choose tote colour or baskets ☐ ☐ ☐ ☐

As shown (6 shallow, 12 deep) **F546**

All shallow trays (30) **F548**

All deep trays (15) **F547**

Shelf only **F545**



Lego, magnetic letters or books? The Tray unit's generous storage keeps your classroom neatly organised.

Accessories



Divider for Tray unit **F899**

Tray and basket options



See p. 70

Trays, Baskets and Carry crates



See p. 68

For tray units with display options

Tray units with display

ECERS 4: 7.2; 6: 7.2, 5.3 ITERS 5: 7.2, 5.3

These movable shelves provide child-accessible storage with both horizontal and vertical display surfaces. Tray units combine with either magnetic whiteboard or shelf display options using Roomscapes posts. They can connect to other panels or shelves to create room dividers.

All shelves are 46 cm deep.



Reversible panel
Magnetic whiteboard or display board



Optional clear covers
protect child-height displays.



Flip up hidden wheels
to move shelf.

Display tray unit
71 x 61 cm (F514)

See p. 72

Connectors & Accessories



For **personal trays**, use the "all shallow" tray option.

Roomscapes posts connect shelves and panels.



Free service
Contact us for help with your room layout.

Whiteboard display (46 cm deep)



Display tray unit 71 x 61 cm
F514

Choose tray colour or baskets ☐ ☐ ☐ ☐
Includes 4 shallow, 4 deep trays, 6 magnets



Display tray unit 106 x 61 cm

Choose tray colour or baskets ☐ ☐ ☐ ☐
Includes 6 magnets

As shown (6 shallow, 6 deep) **F583**
All shallow trays (18) **F562**



Display tray unit 71 x 81 cm

Choose tray colour or baskets ☐ ☐ ☐ ☐
Includes 6 magnets

As shown (4 shallow, 6 deep) **F524**
All shallow trays (16) **F560**



Display tray unit 106 x 81 cm

Choose tray colour or baskets ☐ ☐ ☐ ☐
Includes 6 magnets

As shown (6 shallow, 9 deep) **F534**
All shallow trays (24) **F561**

Shelving display (46 cm deep)



Tray unit with shelving display
71 x 61 cm **F515**

Choose tray colour or baskets ☐ ☐ ☐ ☐
Includes 4 shallow, 4 deep trays



Tray unit with shelving display
106 x 61 cm **F584**

Choose tray colour or baskets ☐ ☐ ☐ ☐
Includes 6 shallow, 6 deep trays



Tray unit with shelving display
71 x 81 cm **F525**

Choose tray colour or baskets ☐ ☐ ☐ ☐
Includes 4 shallow, 6 deep trays



Tray unit with shelving display
106 x 81 cm **F535**

Choose tray colour or baskets ☐ ☐ ☐ ☐
Includes 6 shallow, 9 deep trays

Accessories



Divider for Tray unit **F899**



Extra set of 10 magnets **H540**

Tray and basket options



See p. 70

Trays, baskets and
Carry crates



See p. 92

for Tote shelves
with display

Roomscapes accessories



Canopy (F871)
See p.72

Totes, baskets and Medium carry crates match in size and fit best on Roomscapes shelves.

Sturdy side brackets enable stacking of same-sized crates.

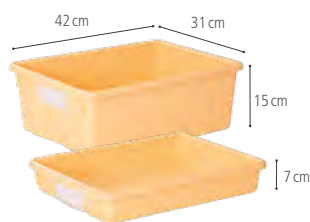
1. Deep tote (F890) cream
2. Shallow tote (F880) blue
3. Shallow tote (F880) clear
with one Half and two Quarter totes
4. Deep basket (G483)
with label holder
5. Shallow basket (G484)

6. Small carry crate (G492)
7. Medium carry crate (G494)
8. Large carry crate (G496)
9. Corner crate (G498)
10. Corner basket (G486)
with label holder

Note: Baskets are woven from rattan, and small parts may break off. We do not advise their use with children under 36 months unless adequately supervised.

for Tray shelves

Large



Deep tray **F920**

Base: 28 x 40 cm

Choose clear, cream or blue ☐ ☐ ☐

Shallow tray **F910**

Base: 28 x 40 cm

Choose clear, cream or blue ☐ ☐ ☐




Deep tray basket **G479**

Base: 21 x 34 cm

Shallow tray basket **G477**

Base: 25 x 37 cm

Fits Tray shelves made after January 2017

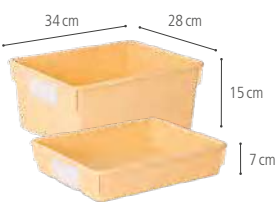


Large carry crate **G496**

Fits Tray shelves made after January 2017

for Tote shelves

Standard



Deep tote **F890**

Base: 22 x 28 cm

Choose clear, cream or blue ☐ ☐ ☐

Shallow tote **F880**

Base: 23 x 30 cm, fits A4

Choose clear, cream or blue ☐ ☐ ☐



Deep basket **G483**

Base: 19 x 29 cm

Shallow basket **G484**

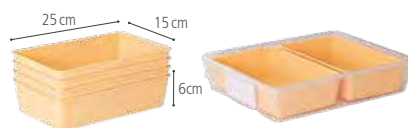
Base: 24 x 36 cm



Medium carry crate **G494**

Base fits A4

More shapes and sizes



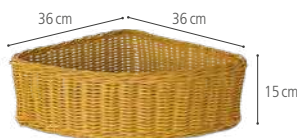
Four cream half totes **F981**

Two Half totes fit in a Shallow tote.

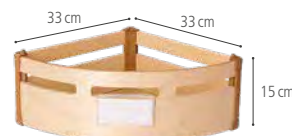


Four cream quarter totes **F991**

Four Quarter totes fit in a Shallow tote.



Corner basket **G486**



Corner crate **G498**



Small carry crate **G492**

What's the difference?

Tray shelving

deeper for more storage space

See p. 66



Tote shelving

standard depth of Roomscapes shelves

See p. 62



Extras



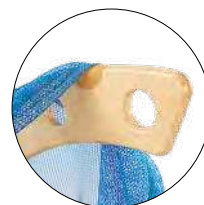
Six label holders (for baskets)

G490


Roomscapes connectors & accessories



Filler (F751)
Fillers finish the space between two shelves and two posts.



Hook spots are the secret to keeping the Flowie on the Branch.



Roomscapes posts
connect shelves, panels and gates.
See p. 52 for guidelines.

Display board covers

Attach a Clear, Mirror or Chalkboard cover to any display board panel or shelf with display board back. Options are listed with each shelf or panel.



Clear cover

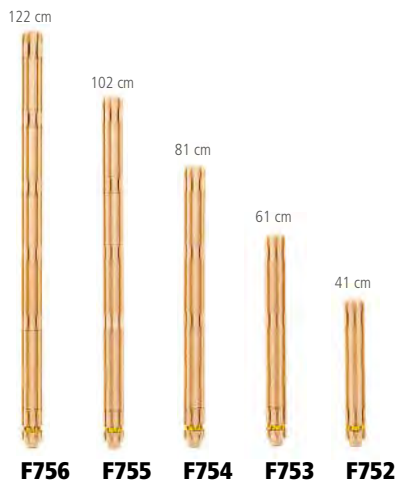


Mirror cover




Chalkboard cover

Connectors



Roomscapes posts (6 cm diameter)
Posts connect to the couplings on Roomscapes shelves, panels, and gates to join them together.



Roomscapes wall adapters (2 cm thick)
Attach a Wall adapter to the wall or other stable fixture so that it can support a post.



Pair of Roomscapes wings F729
Stabilise Roomscapes panels with a pair of Wings. Not for use with doors or gates. Must be attached with 81 cm (or higher) post.



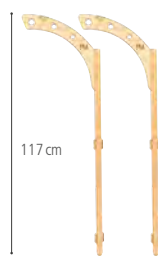
Filler F751
Fills the space between two shelves and two posts.

Branches and Flowies

How can you incorporate fabrics if you cannot attach anything to the walls of your room? These Branches offer a solution. Connect them to shelving or panels with posts at least 61 cm tall.



Two high branches **F812**



Two low branches **F811**

Flowies are transparent pieces of flame-resistant cloth netting. Drape them over branches or directly over furniture, and watch any table become a cave or a den.



Flowie, Sage C707
218 cm x 310 cm



Flowie, Sky C708
218 cm x 310 cm



Flowie, Sand C709
218 cm x 310 cm

Canopy

Fits on any 94 or 124 cm long shelf unit that is 61 or 81 cm tall. You will need two Roomscapes posts to match the height of the shelf unit.



Canopy F871

Roomscapes panels

ECERS 4: 5.3 ITERS 4: 7.3, 5.3

Bamboo panels define spaces with warm, natural tones. **Clear panels** enhance interaction and supervision. **Translucent and Rice grass panels** can form cosy spaces while still letting light through. **Display board panels** create a solid divider and provide display – note the cover options! Panel covers attach using built-in hook and loop surfaces. Combine panels with shelves to creatively divide your room. See page 52 for guidelines.



Bamboo panel
(F738)



Display board panel
(F716)



Rice grass panel
(F901)

Display board covers

Attach a Clear, Mirror or Chalkboard cover to any display board panel or shelf with display board backing. Options are listed with each shelf or panel.



Clear cover



Mirror cover



Chalkboard cover

See p.72

Connectors & Accessories



Attach a **Mirror, Clear, or Chalkboard cover** to any display board panel.

Roomscapes posts connect shelves and panels.

Roomscapes wings stabilise panels.



Free service

Contact us for help with your room layout.

61 cm high



Bamboo **F816**



Display board **F711**

Clear cover **F821**

Mirror cover **F843**

Clear **F721**

Bamboo **F817**



Display board **F712**

Clear cover **F822**

Mirror cover **F844**

Chalkboard cover **F861**

Clear **F722**

Bamboo **F732**

Translucent **F801**

Rice grass **F901**



Display board **F713**

Clear cover (covers ½) **F821**

Mirror cover (covers ½) **F843**

Clear **F723**

Bamboo **F733**

81 cm high



Display board **F714**

Clear cover **F823**

Mirror cover **F846**

Chalkboard cover **F861**

Clear **F725**

Bamboo **F828**



Display board **F715**

Clear cover **F886**

Mirror cover (covers ⅔) **F846**


Chalkboard cover (covers ⅔) **F861**

Clear **F726**

Bamboo **F735**

Translucent **F802**

Rice grass **F902**



Display board **F716**

Clear cover (covers ½) **F823**


Mirror cover (covers ½) **F846**

Chalkboard cover (covers ½) **F861**

Clear **F727**

Bamboo **F736**

102 cm high



Translucent **F827**

122 cm high



Display board **F718**

Mirror cover (covers ⅔) **F845**

Chalkboard cover (covers ⅔) **F861**

Bamboo **F738**



Display board **F719**

Clear cover (covers ½) **F824**

Mirror cover (covers ½) **F845**

Chalkboard cover (covers ½) **F861**

Bamboo **F739**

Adjustable panel 81 cm high



Adjustable panel **F748**

Designed to fill odd-sized, non-modular gaps, so your partition can stretch across a room. 63 – 94 cm adjustment.



See p. 52

Roomscapes
guidelines

Roomscapes wave & curved panels

ECERS 4: 5.3, 5.2
ITERS 4: 7.3, 5.3

Wave panels provide an eye-catching way to change the height of your Roomscapes partition. Children naturally gravitate to curves, which are more welcoming than hard corners and right angles. Translucent and Rice grass panels create elegant niches while letting in plenty of light and maintaining easy supervision.



See p.72

Connectors & Accessories



Roomscapes posts connect shelves and panels.

Roomscapes wings stabilise panels.



Free service

Contact us for help with your room layout.

41 – 61 cm wave panels



Short bamboo wave 41 – 61 cm high
F818



Short translucent wave 41 – 61 cm high
F808



Bamboo wave 41 – 61 cm high
F741



Clear wave 41 – 61 cm high
F724



Translucent wave 41 – 61 cm high
F783

61 – 81 cm wave panels



Short bamboo wave 61 – 81 cm high
F819



Short translucent wave 61 – 81 cm high
F803



Bamboo wave 61 – 81 cm high
F742



Clear wave 61 – 81 cm high
F728

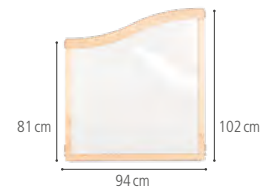


Translucent wave 61 – 81 cm high
F784



Rice grass wave 61 – 81 cm high
F903

81 – 102 cm wave panel



Clear wave 81 – 102 cm high
F749



Translucent wave 81 – 102 cm high
F785

61 cm curved panels



Bamboo curved panel 61 cm
F813

Translucent curved panel 61 cm
F904

Rice grass curved panel 61 cm
F907

81 cm curved panels



Bamboo curved panel 81 cm
F814

Translucent curved panel 81 cm
F905

Rice grass curved panel 81 cm
F908



See p.52

Roomscapes
guidelines

Roomscapes gates and arches

ECERS 1: 5.3 14: 7.1
ITERS 3: 7.2, 5.2 4: 7.3, 5.3

Gates and arches communicate boundaries and pathways. These gates feature a latch that adults can open with one hand, but that is secure for children up to 24 months. They conform to EN 1930:2011 Safety Barriers. Roomscapes gates open both ways with a full 360° rotation to give you complete flexibility.

Gates need extra support.

See p. 52

Guidelines for safely installing your gates

See p. 72

Roomscapes posts must be used to securely install gates



Gate hinges have no pinch points.

See p. 72

Connectors & Accessories



Roomscapes posts connect shelves, panels, gates and arches.

Roomscapes wings stabilise panels.



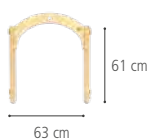
Free service

Contact us for help with your room layout.

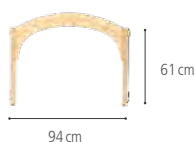
61 cm high



Arch 43 x 61 cm **F832**

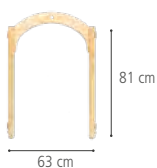


Arch 63 x 61 cm **F837**



Arch 94 x 61 cm **F831**

81 cm high



Arch 63 x 81 cm **F826**

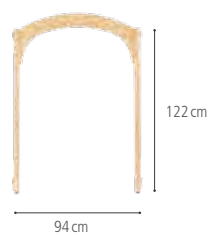


Roomscapes gate **F482**
Opening width: 75 cm



Roomscapes compact gate **F481**
Opening width: 60 cm

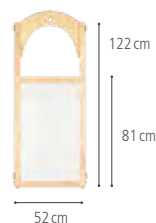
122 cm high



Arch 94 x 122 cm **F833**

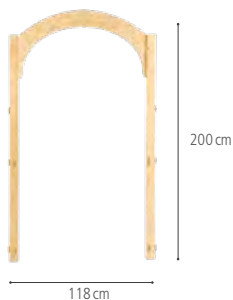


Mini arch 52 x 122 cm **F838**



Mini arch panel **F839**

200 cm high

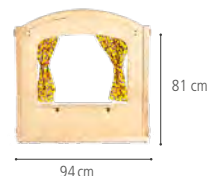


Teacher arch **F834**



Roomscapes entry **F840**
Includes Teacher arch, two 81 cm posts and Roomscapes gate.
Opening width: 75 cm

Window panel



Window panel **F743**



Roomscapes sets

There are times when you want to design your own unique dividers and activity areas, tailored to exactly measured spaces in your room. And then there are times when a package deal is the faster, simpler solution.

These Roomscapes sets are at home practically anywhere, turning wide open spaces into cosy corners and appealing alcoves.

▶ **Video:**
How do I put it all together?
communityplaythings.co.uk/rs-demo

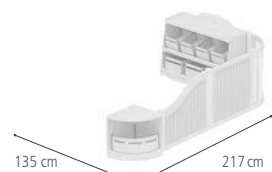
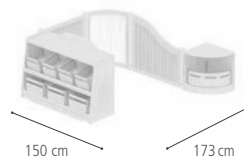


The Art and creative Roomscapes set is designed to transform the space in any classroom into an inviting and protected area where creativity can flourish.



200 x 150 cm

Other configurations



Sensory area

F944

Warm bamboo and natural rice grass welcome children into this Sensory area. Includes both storage and display space.

Corner crate
G498

Post
F752

Corner shelf
F671

Bamboo wave
F818

Post x3
F753

Rice grass curve
F907

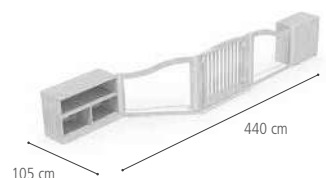
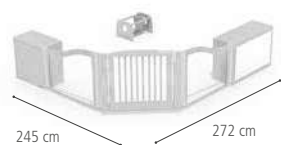
Bamboo panel
F817

Craft shelf 3
H585



243 x 209 cm

Other configurations



NEW Baby safe area

F927

Choose tote colour or baskets ☐ ☐ ☐ ☐

Roomy and versatile, this safe play area can be arranged in a corner, against a wall, or to partition a room.

Roomscapes gate
F482

Tote shelf
F551

Fixed shelf
F661

Clear wave x2
F728

Post x2
F753

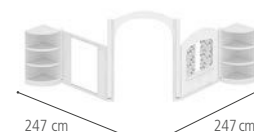
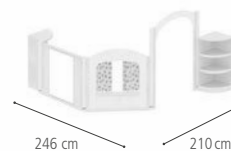
Post x2
F754

Small browser box
F770

Mirror cover
F844



Other configurations



148 x 148 cm

- Mirror cover F846
- Post x3 F754
- Corner shelf x2 F675
- Display panel F715
- Window panel F743
- Arch F833
- Post x2 F756
- Corner basket x2 G486

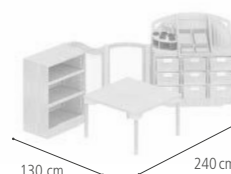
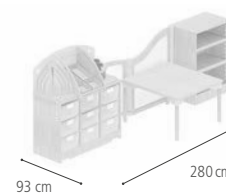
Cosy nook

F931

A favourite set, these simple panels can create a nook almost anywhere.



Other configurations



200 x 170 cm

- MultiTable D293
- Post x2 F753
- Translucent curve F904
- Translucent wave F803
- Post F754
- Chalkboard cover F861
- Adjustable shelf 81cm F622
- Supply unit 3 H577

Art and creative area

F948

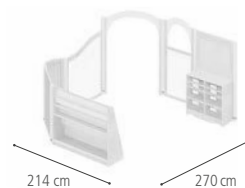
Choose tote colour or baskets ☐ ☐ ☐ ☐

A beautiful space where creativity can flourish. Art supplies and mark-making tools are displayed attractively at child-height for easy access.



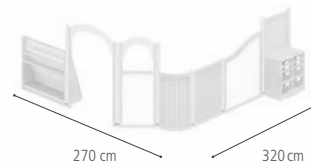
240 x 200 cm

Other configurations



214 cm

270 cm



270 cm

320 cm

Focus corner

F507

Choose tote colour or baskets ☐ ☐ ☐ ☐ ☐ ☐

Choose armchair colour ☐ ☐ ☐ ☐ ☐ ☐

Step out of the bustle of a lively classroom into this beautiful calm space.



Post x3
F754

Bamboo curve
F814

Bamboo panel
F828

Display panel
F711

Tote shelf
F681

Library rack
F775

Translucent
wave F785

Post x4
F756

Arch
F833

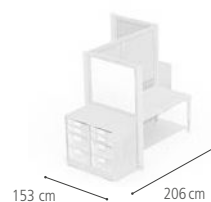
Mini arch
panel F839

Child's armchair,
blue J641



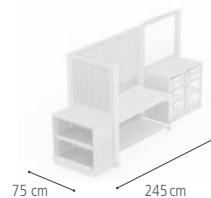
75 x 206 cm

Other configurations



153 cm

206 cm



75 cm

245 cm

Workstation

F926

Choose tote colour or baskets ☐ ☐ ☐ ☐ ☐ ☐

Choose chair size 2 or 3

Here's a quiet alcove for concentrated learning.



Display panel
F713

Bamboo panel
F733

Bamboo panel
F817

Adjustable
shelf F621

Tray unit
F514

Post x2
F756

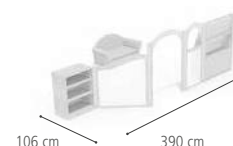
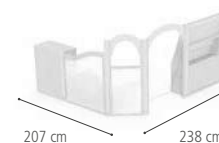
MultiTable
D244

Woodcrest chair
J714 (size 3)



223 x 232 cm

Other configurations



NEW Classroom reading corner

F932

Choose sofa colour ☐ ☐

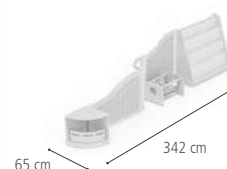
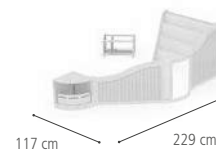
This inviting book area comes complete with display and storage. The Library shelf provides double-sided access with a space at the back to hold big books.





170 x 203 cm

Other configurations



NEW Toddler book corner

F503

Toddlers will love selecting their own book and settling down for a look. Simple and cosy, this book corner is designed to fit anywhere in your room.



Library rack
F775



Bamboo wave
F819



Corner crate
G498



Corner shelf
F671



Post
F752



Bamboo wave
F741



Translucent
curve F904



Small browser
box F770



Post
F754

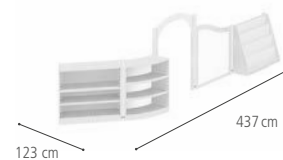
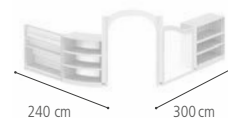


Post x2
F753



169 x 313 cm

Other configurations



Literacy corner

F934

This beautiful corner supports quality book time. Shelves face in or out so you can arrange them to suit your setting.



Filler
F751



Clear cover
F855



Library rack
F775



Adjustable
shelf F633



Translucent
sweep F626



Post x3
F754



Translucent
wave F785



Post x2
F756

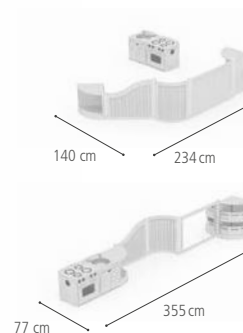


Arch
F833



144 x 211 cm

Other configurations



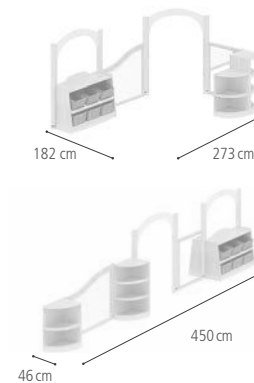
**NEW Toddler
role play area**

F929

An attractive little home corner to foster role play for the youngest ones. Staff can easily reposition the Sink and Cooker to suit children's play.



Other configurations



Role play, 3–5s

F942

Choose tote colour or baskets ☐ ☐ ☒ ☐

Table and chairs not included (see p.169)

This corner is as flexible as children's play. Includes a display panel and mirror.



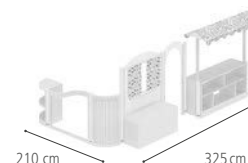
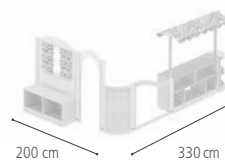


304 x 254 cm



Filler F751 Corner basket x2 G486 Medium carry crate x2 G494 Fixed shelf F612 Post F753 Corner shelf F673 Clear wave F728 Window panel F743 Post F754 Bamboo curve F814 Post x4 F756 Mini arch F838 Canopy unit F872

Other configurations



Classroom role play corner

F943

Table and chairs not included (see p. 169)

A versatile role play area with canopy and window, inviting happy interaction.

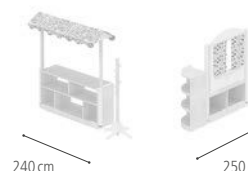
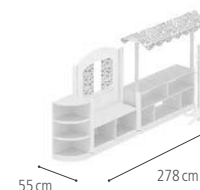


240 x 331 cm



Filler F751 Corner basket x2 G486 Deep basket G483 Large carry crate G496 Fixed shelf F612 Window panel F743 Corner shelf F675 Post F754 Post x2 F756 Peg tree H559 Canopy unit F872

Other configurations



Versatile play corner

F938

Shop today, puppet theatre tomorrow, this corner can be changed in size and options.


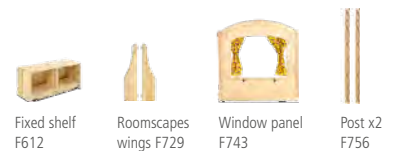


106 cm long x 122 cm high

Puppet theatre

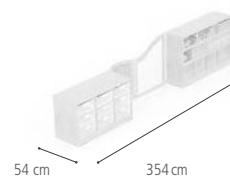
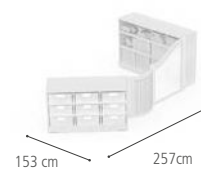
F791

Let the show begin! Here's a mobile puppet theatre with a built-in storage shelf and stage. Roll your show to where you want it, then flip down trim to stabilise.





Other configurations




140 x 271 cm

NEW Construction area

F928

Choose tray colour or baskets ☐ ☐ ☐ ☐


This corner offers a defined area for young builders. Shelving includes storage for small-world props.



Canopy unit

F872

A canopy will add role play appeal to any room. The canopy can be taken off without tools and stored flat.



142 cm long x 149 cm high

80 x 125 cm space
81 cm panel height



Puffin nest

F557

Choose Flowie colour

A cosy place for little people. Branches allow fabric to be attached to help the space feel more enclosed.



Flowie, sand
C709



Arch
F826



Post x6
F754



Bamboo
panel F828



Translucent curve x2
F905



Bamboo curve x2
F814



Two high branches
F812



106 x 106 cm

HideAway cube

F792

Choose Flowie colour

Children need a safe corner for rest and retreat – a den from which to survey the action. The HideAway cube has space for solitude or one or two friends.



Flowie, sage
C707



Mirror cover
F846



Arch
F831



Post x2
F753



Bamboo
wave F742



Translucent
wave F784



Display panel
F715





Post x2
F754



124 x 100 cm space
61–81 cm panel height

Swallow nest

F526

Choose Flowie colour   




Fits into a corner of your room. The two curved panels invite tots to snuggle in.



65 x 63 cm space
61 cm panel height

Wren nest

F517

Choose Flowie colour   

Our smallest option, designed with one-year-olds in mind. A child can feel secluded while remaining visible.





106 cm x 37 cm
(122 cm high)

Display unit 94 cm

F875

Choose tote colour or baskets ☐ ☐ ☐ ☐

Mirror cover F844

(fits panel and back of shelf)



Clear cover
F822



Display board
F712



Tote shelf
F682



Post x2
F756





Display and discovery

F939

Choose tray colour or baskets ☐ ☐ ☐ ☐

Corner shelves and magnetic whiteboard panel make an attractive display and worktop.

192 cm x 46 cm
(122 cm high)




Display unit 124 cm

F876

Choose tote colour or baskets ☐ ☐ ☐ ☐

Mirror cover **F845**
(fits back of shelf)



136 cm x 37 cm
(122 cm high)

See p. 68 for more display options

Library shelf (F776)



Shelf backs offer even more storage space, with a slot to hold big books.



Up to roll. Down to stay.

Just flip up the wheels, roll it where you want, then flip them down for a perfectly stationary unit.



Library rack (F775)

Library rack and shelf connect to Roomscapes shelves and panels.

Library rack and shelf for Roomscapes

ECERS 15: 5.3, 5.1 ITERS 5: 5.3

Children will enjoy picking just the right book from the many choices shown on the overlapping display shelves of the Library rack and Library shelf.

Big books are visible from both sides of the rack, and generous book storage space is available on the shelves below and behind the racks. Optional book ends securely hold books in place.

You can create a cosy library corner, removed from the general hubbub, by connecting a few Roomscapes panels to the Library rack and shelves.



Books expand imagination as well as knowledge. They should be clearly displayed for children to easily recognise and select their favourites.



Library shelf **F776**



Library rack **F775**



Pair of book ends **F779**

For use on the bottom of Library shelf F776



See p.216

for toddler book display


Browser box

ITERS 2:5.3 14: 7.1

The intriguing shape of the Browser box invites little children to explore. This low, versatile storage bin with high visibility helps toddlers learn to put away their books and toys. Adjust the size of the bins by pushing the dividers along.



Browser box
F778
Includes 2 Book ends



Small browser box
F770
Includes 1 Book end



Smooth hardwood ends are peepholes for babies and handholds for carers.



The space-saving Small browser box offers the same play value with a smaller footprint.



Book trolley

ECERS 15: 5.3, 5.1 ITERS 4: 7.2, 7.1

The Book trolley's clear bin and lower shelf provide visible, accessible book display. Its mobility gives freedom to share a library between classrooms. Easily adapted to other uses, the Book trolley also makes an enticing music and movement trolley or mobile audiobook station.



Book trolley
F777
Includes 2 Book ends



Extra pair of
book ends **F779**
Additional Book ends for use on
bottom shelf of Book trolley

Adjustable dividers slide to accommodate books, toys or other materials.



On the move? Flip up the hidden wheels to move the Book trolley.

Library panel for Roomscapes

ECERS 15: 5.3, 5.1 ITERS 4: 7.2, 7.1

The space-saving Library panel does double-duty as divider and book display. Mounted directly on the wall in the classroom, office or reception, it can be accessed easily by children, staff or visitors. Connect it with other Roomscapes items to create a customised reading space suited to your needs.



Library panel **F747**



Set three for Montessori (F403)




Durable and safe

Solid birch with softly curved edges combines safety and old-world craftsmanship. All our shelves are coated with a child-safe finish.



Up to roll. Down to stay.

Just flip up the wheels, roll it where you want, then flip them down for a perfectly stationary unit.



Strong

Shelves are built with mortise and tenon joints, the strongest in woodworking.



Hardwood backs

All Montessori shelves have either a hardwood or open back.

As with all Community Playthings shelves, these products come out of the box **fully assembled**.

Shelving for Montessori

ECERS 2: 7.1, 4: 7.2 ITERS 2: 7.3

Graceful curves and the warm glow of birch invite your children into a Montessori environment. With the Sweep and Corner shelves, you can design your sensorial, maths and language areas to complement the shape of your room.

All shelves are 37 cm deep.

Note: Do not connect to Roomscapes shelves or panels.



Furnishing Montessori nurseries with Community Playthings shelving units, tables and chairs means that they maintain the focus on using natural and neutral furniture to display the beautifully crafted Montessori learning resources.



Barbara Isaacs

Senior Accreditation Officer
Montessori Accreditation and Evaluation Board

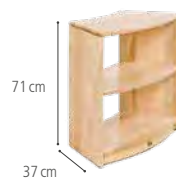
71 cm high 1-shelf units 29 cm clearance between shelves



Closed back 124 x 71 cm with one shelf **F441**



Open back 124 x 71 cm with one shelf **F442**



Open sweep shelf 71 cm with one shelf **F413**



Corner shelf 71 cm with one shelf **F411**

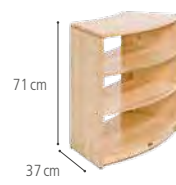
71 cm high 2-shelf units 18.5 cm clearance between shelves



Closed back 124 x 71 cm with two shelves **F443**



Open back 124 x 71 cm with two shelves **F444**



Open sweep shelf 71 cm with two shelves **F414**



Corner shelf 71 cm with two shelves **F412**



Set one for Montessori F401

- 1 Open back 124 x 71 cm with one shelf F442
- 2 Open sweep shelves 71 cm with one shelf F413
- 1 Corner shelf 71 cm with one shelf F411



Set three for Montessori F403

- 2 Closed back 124 x 71 cm with one shelf F441
- 2 Corner shelves 71 cm with one shelf F411



Set two for Montessori F402

- 5 Open sweep shelves 71 cm with two shelves F414



Set four for Montessori F404

- 1 Closed back 124 x 71 cm with one shelf F441
- 1 Closed back 124 x 71 cm with two shelves F443
- 2 Corner shelves 71 cm with two shelves F412
- 1 Corner shelf 71 cm with one shelf F411



Tables and chairs

MultiTables

page 107



Woodcrest chairs

page 115



Teacher low chair

page 115



Childshape chairs

page 117



Ergonomically sound

Our chairs and tables are conducive to a good sitting posture.



Chair size mark

On a chair the size mark can be found stamped into the underside, as well as printed on the ID label.



Adjustable leg size mark

Pull out the telescoping leg until correct number shows directly below the gold ring.

Solid leg size mark

On a solid leg, the size mark can be found at the top of the leg where it attaches to the table.

•..... Knees are bent at 90°

•..... Feet are flat on the floor

Chair & Table height guidelines

It comes down to a simple formula – comfort equals concentration and contentment. If children have furniture shaped to support their bodies' best posture, they can stay focused on the work or play in front of them.

Determine the best chair height by seating a child with knees at 90° and feet flat on the floor. Measure the distance from the floor to the seating surface.

The table legs and chairs are size-marked to help determine the correct table/chair choice. Match the size marks on table and chair.

Get it right for your children

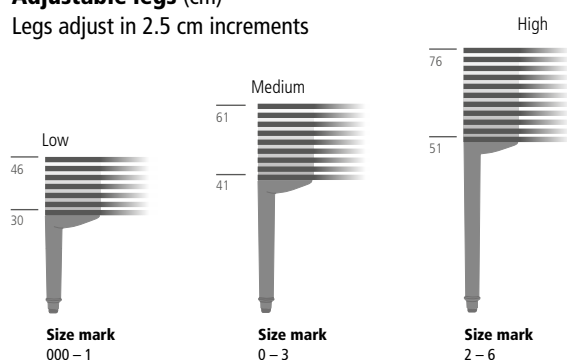
Children’s ages	0 – 2		2 – 3	2 – 4	4 – 6	6 – 8	8 – 11	11 – 14	14 +
Chair	J505*	J506*	J408 (J708)	J710 (J410)	J712	J714	J715	J716	J718
Chair seat height (cm)	13	17	21	26	31	35	38	43	46
Chair size mark	000	00	0	1	2	3	4	5	6
Table height – solid legs (cm)	30	36	40	46	53	59	64	71	76
Table height – adjustable legs	Low adjustable leg								
			Medium adjustable leg						
					High adjustable leg				

* See p.213 Other chair options for 0–2s

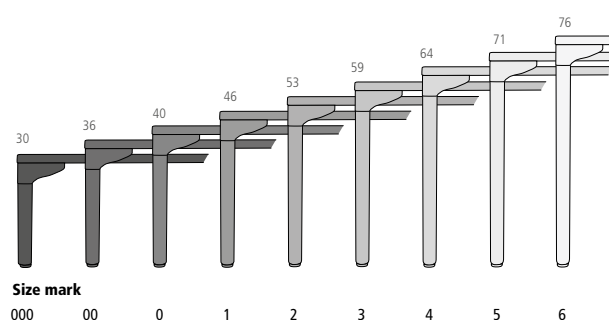
Height ranges for MultiTable legs

Adjustable legs (cm)

Legs adjust in 2.5 cm increments



Solid legs (cm)





Tables



MultiTables

MultiTables are versatile and modular. Available in a variety of shapes and sizes, these adaptable tables enable you to design your room and reconfigure it to meet the changing demands of your setting. Adjustable legs can be clicked to new heights in seconds – no tools needed. MultiTables are strong and light. You can move, stack and store them easily, and even children can help.



Outdoor tables See p.37

There's no better place for learning than the great outdoors. Here at last is a line of durable, child-sized tables to help take all aspects of your curriculum outside. The smooth, weatherproof surface invites picnics, group activities or independent projects.



Role play tables See p.169

If your role play corner isn't home-like enough, maybe it's missing the kitchen table. Woodcrest tables invite imaginative play. Their solid birch tops have smoothly curved edges and the glow of crafted home furniture. Let the tea party begin!

56 x 112 cm MultiTable

(D243) with medium adjustable legs



To adjust table height, just push the yellow ring down and slide the leg in or out.

Table legs are positioned at the edge of the table for maximum stability.



Easy-to-clean laminate is waterproofed with laser-bonded edging to keep moisture out.



Tough table top is two centimetres thick, and laminated on both sides to prevent warping. The leg has an aluminium core for strength.



Specify adjustable legs for a table that will keep pace with growing children or varying room activities – no tools needed.

MultiTables

ECERS 2: 7.1, 5.3, 5.1 ITERS 2: 7.2, 5.2

This versatile system of tables is solid and dependable to support the important work of playing and learning. With a wide range of shapes and sizes it's easy to customise your tables to fit different ages, groups, and activities.

Note: Chairs shown are 31 cm Woodcrest chairs. When planning seating capacity, consider table's intended use and children's ages.



56 x 112 cm table (seats up to 6)

With 4 adjustable legs

Low **D242**

Med **D243**

High **D244**

With 4 solid legs

D241

Choose table height



56 x 76 cm table (seats up to 2)

With 4 adjustable legs

Low **D212**

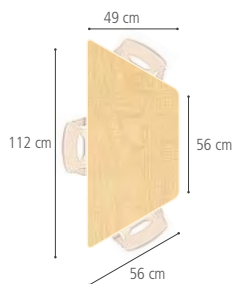
Med **D213**

High **D214**

With 4 solid legs

D211

Choose table height



56 x 112 cm trapezoidal table (seats up to 3)

With 4 adjustable legs

Low **D232**

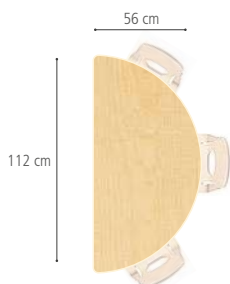
Med **D233**

High **D234**

With 4 solid legs

D231

Choose table height



112 cm half round table (seats up to 3)

With 4 adjustable legs

Low **D222**

Med **D223**

High **D224**

With 4 solid legs

D221

Choose table height

Chair size to table height recommendations per age					
Children's ages	Chair	Chair seat height (cm)	Chair size mark	Table height (solid legs, cm)	Table leg size (Adjustable)
0–2	J505*	13	000	30	low
	J506*	17	00	36	
2–3	J408 (J708)	21	0	40	
2–4	J710 (J410)	26	1	46	med
4–6	J712	31	2	53	
6–8	J714	35	3	59	high
8–11	J715	38	4	64	
11–14	J716	43	5	71	
14 +	J718	46	6	76	

*Other chair options for 0–2s

See p.213

Accessories

Four solid legs **A554**

Choose table height

Four adjustable legs **A594**

Choose low, medium or high



MultiTables are wheelchair accessible. To support developing motor control, slightly tilt a table by shortening the adjustable legs on one side.



Keep going for more MultiTable options!



**56 x 76 cm
MultiTable** with
high adjustable legs
(D214)

To adjust table height,
just push the yellow ring
down and slide the leg in
or out.



Easy-to-clean laminate
is waterproofed with laser-
bonded edging to keep
moisture out.

Table legs are positioned
at the edge of the table
for maximum stability and
wheelchair accessibility.



Save floor space by moving tables
to the side of the room and
stacking them in a fan pattern.



For more permanent and
compact storage, legs unscrew
and clip into the leg holder.

MultiTables continued

MultiTables are lightweight and modular so you can move, stack, and store them easily. Adjustable legs allow staff to change the table height quickly – no tools needed. Choose the solid leg option for a sturdy table with a natural look. (Need both? Store the extra set in the handy holder underneath the table top.)

Note: Chairs shown are 31 cm Woodcrest chairs. When planning seating capacity, consider table's intended use and children's ages.

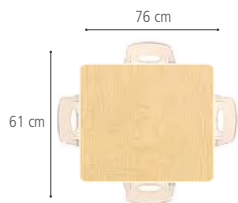
Chair size to table height recommendations per age					
Children's ages	Chair	Chair seat height (cm)	Chair size mark	Table height (solid legs, cm)	Table leg size (Adjustable)
0–2	J505*	13	000	30	low
	J506*	17	00	36	
2–3	J408 (J708)	21	0	40	
2–4	J710 (J410)	26	1	46	med
4–6	J712	31	2	53	
6–8	J714	35	3	59	high
8–11	J715	38	4	64	
11–14	J716	43	5	71	
14 +	J718	46	6	76	

*Other chair options for 0–2s [See p.213](#)

Accessories

Four solid legs **A554**
Choose table height

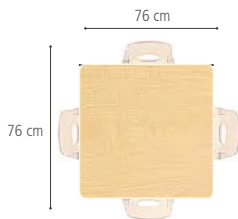
Four adjustable legs **A594**
Choose low, medium or high



76 x 61 cm table (seats up to 4)

With 4 adjustable legs
Low **D272**
Med **D273**
High **D274**

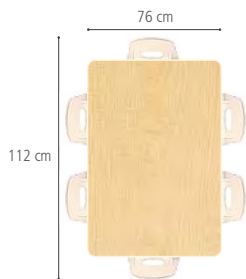
With 4 solid legs
D271
Choose table height



76 x 76 cm table (seats up to 4)

With 4 adjustable legs
Low **D292**
Med **D293**
High **D294**

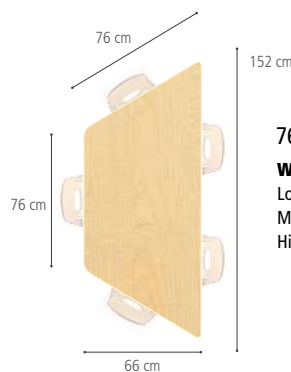
With 4 solid legs
D291
Choose table height



76 x 112 cm table (seats up to 6)

With 4 adjustable legs
Low **D252**
Med **D253**
High **D254**

With 4 solid legs
D251
Choose table height



76 x 152 cm trapezoidal table (seats up to 5)

With 4 adjustable legs
Low **D362**
Med **D363**
High **D364**

With 4 solid legs
D361
Choose table height



76 x 122 cm table (seats up to 6)

With 4 adjustable legs
Low **D282**
Med **D283**
High **D284**

With 4 solid legs
D281
Choose table height



76 x 152 cm table (seats up to 8)

With 4 adjustable legs
Low **D262**
Med **D263**
High **D264**

With 4 solid legs
D261
Choose table height

Keep going for more MultiTable options!



Round table 112 cm with 53 cm solid legs (D301)

Table legs are positioned at the edge of the table for maximum stability and wheelchair accessibility. Legs screw securely into sockets – without tools.



Choose the solid leg option for a sturdy table with a natural look. Size mark helps you match correct table and chair height.

The foot glide keeps the table stationary and quiet.



Perfect for those messy projects that require extra soap and water to clean up. Easy-to-clean laminate is waterproofed with laser-bonded edging to keep moisture out.



Join the fun! Half circle tables and larger round tables have ample space for activity and interaction.

MultiTables continued

To order a table, first choose the table top and then decide on solid or adjustable legs. Specify desired height; see the diagram on the right for age-appropriate table leg sizes.

Note: Chairs shown are 31 cm Woodcrest chairs. When planning seating capacity, consider table's intended use and children's ages.



76 cm round table (seats up to 2)

With 4 adjustable legs

Low **D322**

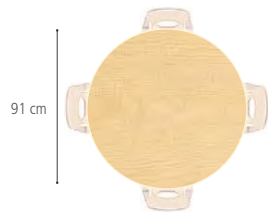
Med **D323**

High **D324**

With 4 solid legs

D321

Choose table height



91 cm round table (seats up to 4)

With 4 adjustable legs

Low **D312**

Med **D313**

High **D314**

With 4 solid legs

D311

Choose table height



122 cm round table (seats up to 6)

With 4 adjustable legs

Low **D302**

Med **D303**

High **D304**

With 4 solid legs

D301

Choose table height



122 cm half round table (seats up to 3)

With 4 adjustable legs

Low **D372**

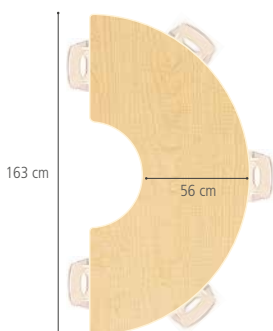
Med **D373**

High **D374**

With 4 solid legs

D371

Choose table height



163 cm half circle table (seats up to 5)

With 4 adjustable legs

Low **D332**

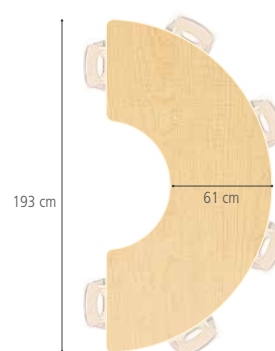
Med **D333**

High **D334**

With 4 solid legs

D331

Choose table height



193 cm half circle table (seats up to 6)

With 6 adjustable legs

Low **D342**

Med **D343**

High **D344**

With 6 solid legs

D341

Choose table height

Chair size to table height recommendations per age					
Children's ages	Chair	Chair seat height (cm)	Chair size mark	Table height (solid legs, cm)	Table leg size (Adjustable)
0–2	J505*	13	000	30	low
	J506*	17	00	36	
2–3	J408 (J708)	21	0	40	
2–4	J710 (J410)	26	1	46	med
4–6	J712	31	2	53	
6–8	J714	35	3	59	high
8–11	J715	38	4	64	
11–14	J716	43	5	71	
14 +	J718	46	6	76	

*Other chair options for 0–2s

See p.213

Accessories

Four solid legs **A554**

Choose table height

Four adjustable legs **A594**

Choose low, medium or high

Six solid legs **A556**

Choose table height

Six adjustable legs **A596**

Choose low, medium or high



Chairs

Choosing chairs? Sitting surfaces need to be appropriate for the activities they promote, so we offer a wide range of seating options. Comfort equals concentration and contentment.



Woodcrest chairs

Comfortable, ergonomic seating for preschool children to adults. Available in seven sizes. See page 115



Childshape chairs

Solid chairs with armrests, designed for twos and threes who need extra stability. Available in two sizes. See page 117



Mealtime chairs

Babies and toddlers need supportive, cleanable seating as they master their eating skills. Available in two sizes, with optional feeding tray. See page 213



Me-do-it chairs

Low and wide-based, Me-do-its are just right for toddlers. Available in two sizes. See page 215



Other Chairs



Teacher low chair

See p. 115



Child's rocker

See p. 165



Gliders

See p. 211



Child's sofa & armchair

See p. 167

43 cm Woodcrest chair (J716)



Chair wellies reduce noise but won't mark the floor.

Stable seating

The wide-based design makes the chair stable without having the legs protrude.

Shaped for comfort

The backrest "circle" eliminates pressure on the lower spine. Edges and corners are rounded.



Light enough for children to carry.



Stackable

Five chairs high.

Good posture

Children sit comfortably and correctly on this contoured chair. The waterfall front encourages circulation.



Woodcrest chairs



ECERS 2: 7.1, 5.2, 5.1 ITERS 2: 7.4, 7.2

The lightweight Woodcrest chair is made of formed beech. The graceful one-piece design is easy to clean, with no joints to work loose. They're ultra-stable and sturdy, and scaled so children can sit with feet flat on the floor.



21 cm Woodcrest chair **J708**
Size mark 0



26 cm Woodcrest chair **J710**
Size mark 1



31 cm Woodcrest chair **J712**
Size mark 2



35 cm Woodcrest chair **J714**
Size mark 3



38 cm Woodcrest chair **J715**
Size mark 4

Choosing your Woodcrest chair							
Age (years old)	2-3	2-4	4-6	6-8	8-11	11-14	14+
Size mark	0	1	2	3	4	5	6
Table height (cm)	40	46	53	59	64	71	76
Chair	J708*	J710	J712	J714	J715	J716	J718
Seat height (cm)	21	26	31	35	38	43	46
Seat width	27	30	34	36	39	40	42
Seat depth	20	23	26	29	32	35	38

Match the size marks on table and chair. The chart shows the appropriate size marks for each age range.



See p.117

***Consider Childshape chairs for under 3s** (with armrest)



43 cm Woodcrest chair **J716**
Size mark 5



Adult Woodcrest chair **J718**
Size mark 6

Teacher low chair

Our Teacher low chair is designed for the carer. Providing enough seat depth, width and back support for the average adult, the "TLC" comfortably seats teachers low enough to interact with young children at their level.



Teacher low chair **J432**
Seat 39 cm wide x 30 cm deep, seat height 30 cm
Max. weight limit 170 kg

The handhold makes the TLC easy to move from one location to another.



25 cm Childshape chair (J410)

European beech construction with a clear child-safe finish.

Armrests provide extra support.

Wide legs provide stability and allow stacking. Soft chair tips keep noise down.



Chair dolly with locking castors accommodates all sizes of Childshape chairs and Mealtime chairs (p. 213). Stacks up to five high.

Childshape chairs

ECERS 2: 7.1, 5.3, 5.2, 5.1 ITERS 2: 7.2, 5.2

Childshape chairs encourage healthy posture because the child's back is supported, and feet are flat on the floor. When not needed, Childshape chairs stack neatly to save valuable floor space.

Armrests provide solid support and help children feel secure so they can concentrate. Refer to page 103 for chair/table height recommendations by age.

Childshape and Mealttime chairs

Dimensions (cm)	20 cm chair	25 cm chair
Seat height	20	25
Seat width	28	28
Seat depth	24	24
Armrest height	33	37

Accessories



Chair dolly J413



20 cm Childshape chair J408

For ages 1½ to 3 years
Use with 40 cm table height



25 cm Childshape chair J410

For ages 2 to 4 years
Use with 46 cm table height



See p.213

Mealttime chairs

Child-sized chairs that come with a tray.

See p.215

Me-do-it chairs





Creative and messy

Storage

page 123



Easels

page 127



Aprons and accessories

page 131



Indoor sand and water

page 133



Workbench

page 135





Creative and messy

Children have a natural enthusiasm for art and thrive in an environment that encourages exploration with a wide range of materials. They also feel responsible when trusted to make decisions and taught to use real tools.

Whether you need an entire creative area or just a simple shelf, these units put art choices – from paper to brushes to scissors – within a child's easy reach. The space-saving, mobile designs will give your classroom flexibility and allow you to incorporate creativity and mark-making into all areas of your classroom.

“

Thinking creatively is a life skill that encompasses and extends all areas of learning. It will impact how children respond to opportunity and adversity, enabling them to see options and evaluate alternatives in future.

”

Pete Moorhouse,

“Woodwork in the early years”



View case study:

communityplaythings.co.uk/st-werburghs



Do you need an instant creative area with multiple storage options for all those small tools and accessories? Each unit offers an eye-catching display of choices, all within a child's easy reach.

Back view

Seven Quarter totes along the top encourage shopping around for craft items.

Lots of options – three Shallow totes and your choice of six Deep totes or Baskets.

Eight green cups hold artists' tools.

Handy dowel keeps craft ribbon and tape tidy.



Help yourself trolley (H572) and **Six label holders** (G490)

Front view

Paper slots are slanted so they can hold a wide range of sizes, up to A2. Note the wider, deeper slot for paper rolls or cardboard.

Sturdy locking castors ensure easy transport.



Five Half totes provide child-sized storage for craft items.

Help yourself trolley

ECERS 20:7.2, 7.1, 5.1 ITERS 17:7.2, 7.1

If you share classroom space with other programmes or simply don't have room for an art centre, consider this creative station on wheels. It can travel from the storage closet to your room or even outdoors, carrying everything your young artists will need. With generous storage space and totes for every possible craft material, this trolley makes up for the three or four pieces of furniture you wish you had room for.

Note: Baskets are woven from rattan, and small parts may break off. We do not advise their use with children under 36 months unless adequately supervised.

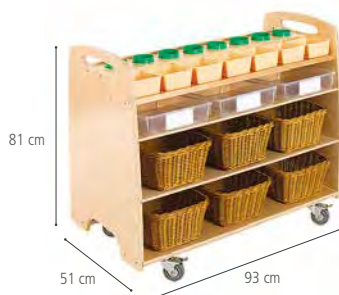


Having the freedom and independence to choose appeals to even the youngest of the children when creating their own masterpieces. Our art trolley with its many compartments enables us to provide a wide and varying range of materials to stimulate many ideas and projects.



Pookie Russell,

Pre-school Leader, Rose House Montessori Pre-school, London



Help yourself trolley with baskets **H572**

Includes: 8 green cups, 7 quarter totes, 5 half totes, 3 clear shallow totes, 6 baskets



Help yourself trolley with clear totes **H571**

Includes: 8 green cups, 7 quarter totes, 5 half totes, 3 clear shallow totes, 6 clear deep totes

Accessories



Deep basket **G483**
15 cm high, base 19 x 29 cm



Six label holders (for baskets) **G490**



Deep tote **F890**
15 cm high, base 23 x 29 cm
Choose tote colour ☐ ☐ ☒



Four cream half totes **F981**



Four cream quarter totes **F991**



Five green cups **F971**

Tool corner (H552)

Store scissors, paint brushes and other craft tools in the Tool corner.



Paper corner (H551)

The Paper corner accommodates an enticing assortment of paper.




Craft counter top 3 (H553)

Display accessories in the small totes, and craft ribbon on the dowel. The wide slots hold cardboard or collage materials. Paper corner and Tool corner included.



Craft shelf 3 (H575)

Angled display lets children see what's in the baskets as they browse for craft materials.



Flip up the hidden wheels to move the shelf.



Create an art zone

Design a protected art area into your classroom. Use Roomscapes posts to connect the Creative unit to panels or shelves. See pages 51–78

Art Storage

ECERS 20:7.3, 5.1 ITERS 7:7.2, 7.1

Organised and accessible storage is essential for an art area. These units allows you to display a wide variety of craft materials so children can browse, select and create all on their own.

Creative units offer an easy-to-view angled display, while supply units provide more storage capacity. The Craft counter tops fit onto 37 cm deep shelves that are 94 or 124 cm long.

Note: Baskets are woven from rattan, and small parts may break off. We do not advise their use with children under 36 months unless adequately supervised.

Accessories



Medium carry crate
G494
15 cm high, base 27 x 33 cm



Deep tote **F890**
15 cm high,
base 23 x 29 cm
Choose colour ☐ ☐ ☐ ☐



Small carry crate
G492
15 cm high, base 21 x 27 cm



Four cream half totes
F981



Deep basket
G483
15 cm high, base 19 x 29 cm



Four cream quarter totes
F991



Five green cups
F971



Six label holders (for baskets) **G490**



Supply unit 3 with totes or baskets **H577**

Includes Craft counter top 3 H553, and
Tote shelf 94 x 61 cm with totes or baskets F682
Choose tote colour or baskets ☐ ☐ ☐ ☐

Supply unit 3 with carry crates **H587**

Includes Craft counter top 3 H553, and
Tote shelf 94 x 61 cm with Carry crates F554



Supply unit 4 with totes or baskets **H578**

Includes Counter top 4 H554, Tote shelf
124 x 61 cm with totes or baskets F684
Choose tote colour or baskets ☐ ☐ ☐ ☐

Supply unit 4 with carry crates **H588**

Includes Counter top 4 H554, and Tote shelf
124 x 61 cm with Carry crates F567



Creative unit 3 with totes or baskets **H573**

Includes Craft counter top 3 H553,
and Craft shelf 3 H575
Choose tote colour or baskets ☐ ☐ ☐ ☐

Creative unit 3 with carry crates **H583**

Includes Craft counter top 3 H553,
and Craft shelf 3 with carry crates H585



Creative unit 4 with totes or baskets **H574**

Includes Counter top 4 H554,
and Craft shelf 4 H576
Choose tote colour or baskets ☐ ☐ ☐ ☐

Creative unit 4 with carry crates **H584**

Includes Counter top 4 H554,
and Craft shelf 4 with carry crates H586



Craft shelf 3 with totes or baskets **H575**

Includes 6 deep totes or baskets
Choose tote colour or baskets ☐ ☐ ☐ ☐

Craft shelf 3 with carry crates **H585**

Includes 4 small and 3 medium carry crates

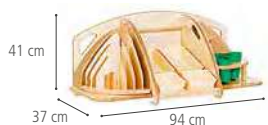


Craft shelf 4 with totes or baskets **H576**

Includes 8 deep totes or baskets
Choose tote colour or baskets ☐ ☐ ☐ ☐

Craft shelf 4 with carry crates **H586**

Includes 5 small and 4 medium carry crates



Craft counter top 3 **H553**

Includes: Paper corner, Tool corner with 5 green
cups, 2 quarter totes, 2 half totes

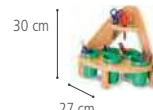


Craft counter top 4 **H554**

Includes Paper corner, Tool corner with
5 green cups, 4 quarter totes, 4 half totes



Paper corner **H551**



Tool corner **H552**

Includes 5 green cups

Mini art island (H500)

Wooden handholds assist children who need extra support and are a convenient place for hanging aprons.

Adjustable shelf is convenient for paper storage or optional totes. Totes also fit between the A-frame whiteboards.



Flip the whiteboard over and it becomes a chalkboard. Children can attach their own paper on either side using the extra-strong magnets.

Paint trays catch the drips and remove easily for clean-up.



Up to roll. Down to stay. Just flip up the wheels, roll it where you want, then flip them down for a perfectly stationary unit.

All Art islands can become Floor easels at a moment's notice.



Intuitive latching system means tool-free assembly. Release the latches and lift the A-frame off the base to create a Floor easel.



Art islands and Floor easels

ECERS 2:7.2, 20:5.1
ITERS 2:5.4, 5.3; 17:7.2

Mobile and versatile: easel, magnetic whiteboard, and chalkboard in one. Here children can find room to express their creativity with paints, chalks or markers.

Floor easels are ideal for ages 1–3, as a toddler can reach to the top. The Junior and Mini art islands slightly raise the work surface for ages 2–5, while Art islands and Tall art islands are high enough for ages 5–8.

Accessories



Shallow tote F880
 8 cm high, base 24 x 30 cm
 Choose colour ☐ ☐ ☐



Deep tote F890
 15 cm high, base 23 x 29 cm
 Choose tote colour ☐ ☐ ☐



Extra set of 10 magnets
H540



Art island H530

For ages 5 to 8
 Includes High storage unit, easel frame,
 2 white/chalkboards and 10 magnets.
 Space for 4 shallow totes. Totes not included.



Tall art island H515

For ages 5 to 8
 Includes Tall storage unit, easel frame,
 2 white/chalkboards and 6 magnets



Junior art island H520

For ages 2 to 5
 Includes Low storage unit, easel frame,
 2 white/chalkboards and 10 magnets.
 Space for 3 shallow totes. Totes not included.



Mini art island H500

For ages 2 to 5
 Includes Mini storage unit, easel frame,
 2 white/chalkboards and 6 magnets



Floor easel H525

For ages 1 to 3
 Includes easel frame, 2 white/chalkboards
 and 10 magnets



Mini floor easel H505

For ages 1 to 3
 Includes mini easel frame,
 2 white/chalkboards and 6 magnets



Multi-purpose easel (H820)

Use the whiteboard for painting and dry erase markers, or flip it over and use it as a chalkboard. Magnets work on both surfaces.



Hold paper at a convenient height with extra strong magnets. Children can do it themselves.

Tray snaps into place to hold art equipment and catch the paint drips. Remove it easily for clean-up.

Store or move the solid hardwood frame by simply folding it flat.



Position the white/chalkboards at convenient working heights by moving the tray brackets up or down.

Multi-purpose easel

ECERS 2: 7.2, 5.2, 5.1

Today it's a magnetic board for letters, shapes and number games. Tomorrow it's a dry erase marker board for young authors. At read-aloud time, it's a big bookstand, and during "free choice," a painting easel and display board for finished artwork. At the end of the day, it becomes a message board for parents or a presentation easel for staff meetings.

For ages 2 to adult



Multi-purpose easel

H820

Includes 2 magnetic white/chalkboards for easel, set of 6 magnets

“

I ordered this easel on Tuesday afternoon; by Wednesday lunch time it was already in use. Excellent service and a beautiful product, as usual.

”

Maureen Leaver,

Adventure Tots Children's Nursery

Accessories



Extra set of 10 magnets
H540



Big Book story time!

Use magnetic letters or dry erase markers as additional teaching aids.



Your easel can also be a message board or hold a flip chart.

Drying rack (H560)

Open back design allows air movement to dry the paint, while the bar at the back prevents racks sliding out.

Ten wire racks, plus slots for an optional ten more. Racks are strong steel wire with a UV-resistant coating. Fits A2 paper.

Separate the racks to create wider spaces for 3D creations. Store racks below.



Up to roll. Down to stay.


Just flip up the wheels, roll it where you want, then flip them down for a perfectly stationary unit.



Removable tray catches paint drips and is easy to clean.

Peg tree (H559)

Eight pegs invite children to hang up their own aprons.



Picture it in the dramatic play corner for scarves and firemen's helmets.

Tulip aprons



Why are **Tulip aprons** your best choice?

- Soft nylon
- Easily wipe clean
- Waterproof
- Hook and loop fastener

Drying rack, Peg tree, & Tulip aprons

ECERS 20: 7.3 ITERS 2: 7.1



Drying rack H560
Includes: 10 wire racks and 1 plastic tray
10 Extra wire racks H562



Peg strip 6 A747
For wall mounting. 9 cm x 91 cm, six hooks



Peg strip 8 A748
For wall mounting. 9 cm x 121 cm, eight hooks



Peg tree H559



Some children excel in painting, others in 3D models. This drying rack supports both.



Blue Tulip apron (large) H863
For a child 114–132 cm tall,
approximately 5–7 years



Red Tulip apron (medium) H862
For a child 97–114 cm tall,
approximately 3–5 years



Yellow Tulip apron (small) H861
For a child 81–97 cm tall,
approximately 0–3 years



Small sand and water table with teal pan (A625)



Lid converts table to
a play surface at a
moment's notice.

Mobility made simple – lift
one end and roll the unit
where you want to go.



Leg height adjusts quickly
from 46 cm to 61 cm.



To drain water, unclip the
flexible hose from the table
side and remove its cap.

Remove table legs for a 28 cm
toddler-height table.



Indoor sand & water tables

ECERS 2: 7.2, 23:7.2, 5.2, 5.1
ITERS 21: 7.2, 7.1, 5.3

You can't beat a sensory table for hands-on discovery experiences right in your classroom! Combine two tables for maximum water flow options and the possibility to experiment with several sensory materials at once. Try leaves, potting soil, mud, shredded paper, pine cones, or even snow.

Tables and accessories should be stored indoors with the pan empty of water.



Sand and water table set **A630**

Choose pan colour ☐ ☒

Includes large table, small table, large and small storage rack



Large sand and water table **A627**

Choose pan colour ☐ ☒

Includes large table and large storage rack



Small sand and water table **A625**

Choose pan colour ☐ ☒

Includes small table and small storage rack



Children learn best through hands-on exploration. The Sand and water table will become a busy hub of learning in your setting.



See p.29

Outlast water play system for outdoors

Complete Workbench (H221) and Tool set (H228)



To keep tools out of reach,
move the clear plastic cover from the
back to the front of the cabinet.



An array of materials in the Help yourself trolley will entice young inventors.



Working with wood supports children's developing STEAM skills.

Workbench



ECERS 2:7.2, 5.1; 19:5.3, 5.2; 26:5.4, 5.1

Children need to make things – and they crave real tools. Our sturdy, child-sized workbench provides a stable work platform just right for your young carpenters. This Workbench will inspire a new generation of inventors and artisans by enabling true hands-on learning.

For ages 3 to 6



Woodwork allows children to become the innovators, sculptors, engineers and architects of tomorrow. The experience of working with wood and tools leaves deep memories and becomes part of children's DNA.



Pete Moorhouse,
"Woodwork in the early years"



Complete workbench H221

Includes Basic workbench, Tool cabinet, Workbench storage (Tool set not included)



Tool set H228

Includes saw, hammer, file, 2 screwdrivers, 2 pairs of safety glasses. These are child-size real tools. Adult supervision required.



Basic workbench H220

Includes two vices (three mounting locations)



Workbench storage H226

Includes shelf and two Large carry crates



Help yourself trolley with clear totes H571

Includes 8 green cups, 7 quarter totes, 5 half totes, 3 clear shallow totes, 6 clear deep totes



Tool cabinet H227

Includes clear cover and 6 containers



Tool cabinet can be latched in various positions ... or just stored below for a clear work surface. Add an extra one to gain more storage space or to create individual work stations.



Blocks and trucks

Unit blocks

page 140



Mini unit blocks

page 145



Indoor hollow blocks

page 147



Mini hollow blocks

page 149



Trucks and aircraft

page 151



For outdoor blocks see page 25





Block family

Blocks are teachers, not just toys. Block play offers a vast range of experiences, enriching every area of the curriculum and supporting child development.

For over 100 years educators have been promoting the use of blocks in early childhood classrooms as a powerful learning tool. Because modular blocks are so versatile, they offer endless opportunities for a child's imagination to soar while discovering basic math and science principles, practicing problem-solving techniques and social skills, and building a solid foundation for future education.



Mini unit blocks
p. 145

Unit blocks
p. 140

Mini hollow blocks
p. 149

Hollow blocks
p. 147

Mathematically modular. All four sizes of blocks share the same modular proportions.



Video: The value of block play

communityplaythings.co.uk/foundations



Mini unit blocks introduce toddlers to open-ended, constructive play on a scale that fits small hands.



Hollow blocks encourage cooperative play. Block play serves every area of learning and development.

Unit block sets

ECERS 22: 7.1, 7.2, 5.2; 4: 7.2 ITES 19: 7.1; 15: 5.2



School set **G464**

720 blocks in 20 shapes

Our largest set for 18–20 children



Half school set **G462**

360 blocks in 20 shapes



Quarter school set **G461**

180 blocks in 20 shapes



Preschool set **G431**

149 blocks in 20 shapes.

Generous storage for G464



School set with storage A **G440**

Includes 3: Fixed shelf 124 x 61 cm F643

Space-saver storage for G464



School set with storage B **G442**

Includes 2: Fixed shelf 124 x 81 cm F645

Generous storage for G462



Half school set with storage A **G444**

Includes 2: Fixed shelf 124 x 61 cm F643

Space-saver storage for G462



Half school set with storage B **G446**

Includes Fixed shelf 124 x 81 cm F645

Generous storage for G461



Quarter school set with storage A **G448**

Includes Fixed shelf 124 x 61 cm F643

Space-saver storage for G461



Quarter school set with storage B **G458**

Includes Fixed shelf 94 x 61 cm F661

Generous storage for G431



Preschool set with shelf **G468**

Includes Fixed shelf 94 x 61 cm F661



Preschool set with trolleys **G478**

Unit block sets

ECERS 22: 7.1, 7.2, 5.2; 4: 7.2 **ITERS** 19: 7.1; 15: 5.2

Providing enough blocks, space and time is critical to the quality of children's block play. These Unit block sets contain large numbers of the most useful and popular shapes.

For storage, low open shelves allow the blocks to be sorted by size and shape. Generous space helps children to classify and organize the blocks during clean up. More compact, space-saver storage options are available as well.

Each block set is shown with recommended storage options.

For ages 3 and older



Introductory set **F151**

92 blocks in 16 shapes. Just right for a family.



Introductory set with shelf

G456

Includes Fixed shelf 94 x 61 cm **F661**



Introductory set with Block trolley

F153



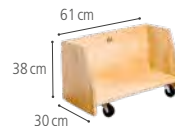
Supplementary set **G475**

57 blocks in 14 shapes.

Add this to the Introductory set to complete a Preschool set

Blocks Included:	G464	G462	G461	G431	F151	G475
Units	204	102	51	43	25	18
Double units	152	76	38	20	15	5
Quadruple units	44	22	11	8	4	4
Half units	64	32	16	16	8	8
Pillars	32	16	8	8	8	0
Double pillars	16	8	4	4	2	2
Triangles	16	8	4	4	2	2
Small triangles	32	16	8	8	4	4
Ramps	32	16	8	6	4	2
Large cylinders	16	8	4	4	4	0
Small cylinders	16	8	4	4	4	0
Big building boards	16	8	4	4	0	4
Roof boards	16	8	4	4	4	0
Unit arches	8	4	2	2	2	0
Elliptical curves	8	4	2	2	0	2
Quarter circle arches	16	8	4	4	2	2
Quarter circles	16	8	4	4	2	2
Half roman arches	8	4	2	2	2	0
Intersections	4	2	1	1	0	1
Side roads	4	2	1	1	0	1
Total pieces	720	360	180	149	92	57

Accessories



Block trolley
A60



Fixed shelf 124 x 81 cm
F645



Fixed shelf 124 x 61 cm
F643



Fixed shelf 94 x 61 cm
F661

See p. 56

for more information on shelves.

Half school set
(G462)



Mathematically modular

The length of each block is twice the width, which is twice the thickness.



Gently rounded corners give the blocks an appealing, velvet-smooth feel.

Village vehicles are the perfect size for a Unit block highway.



Hands-on learning: Block play solidly supports emerging STEM skills.



Teamwork: Block play encourages the development of important language and social skills.

Unit blocks

ECERS 22: 7.1, 7.2, 5.2; 4: 7.2 ITERS 19: 7.1; 15: 5.2

Because of their great potential and versatility as a learning tool, Unit blocks should be standard equipment in all early years classrooms. These blocks are precisely crafted out of solid birch, ensuring decades of building, learning and fun. Dimensions of the Unit block are 140 mm x 70 mm x 35 mm.

To purchase individual shapes, see communityplaythings.co.uk/shapes

For ages 3 and older



Unit



Half unit



Double unit



Pillar



Double pillar



Quadruple unit



Unit arch



Half roman arch



Quarter circle



Ramp



Triangle



Small triangle



Intersection



Side road



Quarter circle arch



Elliptical curve



Large cylinder



Small cylinder



Big building board



Roof board



Engineering demands precision! Consistent quality is crucial: We make our blocks accurate to within 0.25 millimetres.



Velvet-smooth blocks fit comfortably into little hands.



Mini units share the same modular proportions as Unit blocks.



Single set (G481) and Deep basket (G483)



Mini unit blocks are great for tabletop play. Older children in your after-school provision will enjoy them too.



Add the finishing touch! Mini unit blocks are excellent used in conjunction with Unit blocks.

Mini unit blocks

ECERS 19: 5.1; 22: 7.1 **ITERS** 15: 5.1; 19: 7.1

Mini unit blocks are both delightful for a toddler's small hands and ideal for school-age tabletop play. Children love the natural wood texture and enjoy building intricate structures with these precisely machined blocks.

Mini unit blocks are exactly half the size of our well-known Unit blocks. They are small but safe, meeting the European toy standards' small-parts tests.

For ages 1 and older

Accessories



Deep tote **F890**

15 cm high, base 22 x 28 cm

Choose tote colour ☐ ☐ ☐



Deep basket **G483**

15 cm high, base 19 x 29 cm



Six label holders **G490**

For baskets

Note: Baskets are woven from rattan, and small parts may break off. We do not advise their use with children under 36 months unless adequately supervised.



Double set **G482**

182 blocks in 17 shapes.



The Double set fills 2 Deep baskets or totes, loosely jumbled for easy cleanup.



Single set **G481**

91 blocks in 17 shapes. Fits in one deep tote or basket.



The Single set fills a Deep basket or tote, loosely jumbled for easy cleanup.

These large, easy-to-grasp blocks let children create their own child-sized play structures.

A child can easily get hold of the open sides of Hollow blocks.

Half Preschool set (B551)

Built to last
Solid birch construction will provide years of building and play.



Ready to roll: Add a fleet of Large trucks and create a Hollow block highway system. See page 151



Open-ended drama: Create your own life-sized role play setting with Hollow blocks.

Indoor hollow blocks

ECERS 8: 7.2, 5.1; 22: 7.1, 7.3 ITERS 16: 7.3; 5.3

Construction with Hollow blocks offers opportunity for cooperative, large-muscle building experiences that support all areas of learning. As children interact, they learn to communicate and solve problems.

Choose from the five sets below, and add any number of individual blocks to satisfy your young builders' requirements. The Hollow block trolley, sold separately, offers convenient, mobile storage.

For ages 3–8.



School set B652

88 pieces in 6 shapes. Fits in two A45 Hollow block trolleys.



Preschool set B552

52 pieces in 6 shapes. Fits in one A45 Hollow block trolley.



Half school set B651

44 pieces in 6 shapes. Fits in one A45 Hollow block trolley.



Half preschool set B551

26 pieces in 6 shapes. Fits in one A45 Hollow block trolley.



Introductory set B501

17 pieces in 6 shapes.

Blocks included:	B652	B651	B552	B551	B501
Squares	28	14	16	8	5
Double squares	16	8	8	4	2
Half squares	16	8	8	4	2
Ramps	4	2	4	2	2
Short boards	8	4	8	4	4
Long boards	16	8	8	4	2
Total pieces	88	44	52	26	17
Storage (optional)	A45 (2)	A45	A45	A45	A45

Accessories



Hollow block trolley A45



Top-up set

B020

Includes 2 Double squares, 3 Squares, 2 Half squares, 2 Long boards



Top-up set

B060

Includes 2 Ramps, 2 Squares and 4 Short boards



Two half squares

B620

14 x 14 x 28 cm



Double square

B623

14 x 28 x 56 cm



Two short boards

B624

10 x 56 cm x 14 mm thick



Square

B621

14 x 28 x 28 cm



Ramp

B622

14 x 28 x 56 cm



Two long boards

B625

14 x 112 cm x 19 mm thick



Cleats hold the long boards firmly in place, allowing the trolley to carry larger sets of blocks.

Half nursery set (B405) Block trolley (A60)



Open sides allow little hands to pick the blocks up easily. Weight and size are appropriate for toddlers.



Built to last

Solid birch construction and clear, durable finish ensure decades of heavy-duty play.



A vehicle for every road: Small trucks are the perfect size for this highway. See page 151.



Mini hollow blocks are modular with Unit blocks and Hollow blocks, so all sizes can be used together.

Mini hollow blocks

Just the right size and shape for little builders, Mini hollow blocks give toddlers their first taste of large muscle block play. Older children find them an exciting extension to Unit block play and perfect for adding detail to Hollow block constructions.

For ages 2 and older



Nursery set **B410**

38 pieces in 4 shapes. Fits in two A60 Block trolleys.



Half nursery set **B405**

19 pieces in 4 shapes. Fits in one A60 Block trolley.



Introductory set **B402**

7 pieces in 4 shapes.

ECERS 8: 7.2, 5.1, 5.2; 22: 7.1, 7.3
ITERS 16: 7.3, 5.3



Video: The value of block play


communityplaythings.co.uk/foundations

Blocks Included:	B410	B405	B402
Mini squares	20	10	2
Mini doubles	8	4	2
Mini quads	6	3	1
Mini ramps	4	2	2
Total pieces	38	19	7
Storage (optional)	A60 (2)	A60	

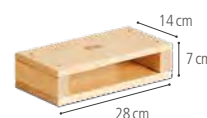
Accessories




Block trolley **A60**



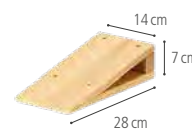
Mini quad **B434**



Mini double **B432**



Two Mini squares **B430**



Mini ramp **B436**

This open trolley holds the Half nursery set of Mini hollow blocks. The tilted bed keeps everything in.



Blocks and trucks

Pair Small trucks and Village vehicles with Unit or Hollow blocks and watch an entire metropolis emerge.



Safe

The Villagers easily pass the small parts test to prevent swallowing. The hole provides an airway for added safety.



Complete fleet

Vehicles and trucks combine nicely, adding new possibilities to children's play.



Set of four big trucks (T114)



The Coach has a cargo bay big enough for Village vehicles.

Vehicles and aircraft

ECERS 19: 5.1 **ITERS** 19: 7.2; 15: 7.2, 5.1

Make way for miles of active fun with our collection of on-the-go vehicles. All are made of durable hardwood with gently rounded edges for many hours of safe driving. The simple, uncluttered design encourages creativity and imagination.



Set of four big trucks
T114

Includes 8 Villagers



Set of five small trucks
T70

Includes 5 Villagers



Fire engine **T30**

58 cm long

Includes ladder and 2 Villagers



Artic **T15**

69 cm long

Includes 2 Villagers



Flatbed **T20**

69 cm long

Includes 2 Villagers



Coach **T28**

58 cm long

Includes 2 Villagers



More village vehicles
D612

Includes 2 cars, 2 vans
and 6 Villagers



Village vehicles
D611

Car 11 cm long, van 14 cm long
Includes 3 Villagers



Village vehicle
D610

Includes Villager



Small fire truck **T77**

39 cm long

Includes Villager and 2 ladders



Small artic **T73**

34 cm long

Includes Villager



Helicopter **T51**

27 cm long

Includes Villager



Airplane **T76**

38 cm long

Includes 3 Villagers



Six more villagers
D613

7 cm high

For age 1 and up



Small flatbed **T74**

28 cm long

Includes Villager



Small dump truck **T72**

28 cm long with dumping bed

Includes Villager



Small tank truck **T71**

24 cm long

Includes Villager



The Artic has lots of room for real cargo. Drivers – put the lid on, close the tailgate, and start the engine!



Role play

Play Collection

page 155



Drama centres

page 163



Playsize equipment

page 165



Soft seating

page 167



Woodcrest tables

page 169





Play Collection

Let imagination flourish. Imagination is the root of children's creativity; it grows as they act out stories and experiences in play.

The Play Collection is designed to support various forms of play for children one to six years old. Safe, solid and stackable, the units can grow with your children and provide decades of imaginative play.



When designing for twos, we think verbs: posting, opening, closing, exploring...



This play kitchen does it all! The dials turn, the doors open, the drawers pull out... but why doesn't the oven heat up?

Kitchenette (C525)

Magnetic whiteboard
backs on Fridge and
Welsh dresser.

"Real" taps that turn,
and a removable
sink bowl.

Round handholds on
each unit are perfect
for posting.



Bamboo backs on Sink,
Cooker, Washing machine
and Low cabinet

Cooker dials click. The
chrome bar is just right for
drying the tea towel.



Pinch-free
self-closing hinges



**Easy for staff to
reconfigure.** Units click
into place on drawers.



Use Drawers for seating or as
a rummage bin for babies.



Low units are the perfect
height for toddlers.



Stack units on drawers
as children grow.



Drawers can be stacked
up to four high.

Play Collection units

ECERS 24:5.3, 5.4 ITERS 20:5.2, 5.4

Just like home. With dials that turn, doors that open, raised burners, and the natural warmth of wood, the Play Collection creates a child-size world of work and play. You can buy them in sets or as stand-alone units. Modular to each other and to Roomscapes shelving, you can arrange the units in any way you choose. Stack units on drawers for older children.

For ages 1 to 6

 **How do I put it all together?**
communityplaythings.co.uk/pc-demo



Low cooker **C503**



Low sink **C502**



Low cabinet **C501**



Washing machine **C504**



Cooker and drawer **C513**



Sink and drawer **C512**



Fridge **C505**
Includes deep basket and 4 magnets



Welsh dresser **C506**
Includes shallow basket and 4 magnets



Counter **C507**



Cushion pair **C518**



Drawer **C509**



Baskets are woven from rattan, and small parts may break off. We do not advise their use with children under 36 months unless adequately supervised.



Arch **C510**
To go with a Counter or 2 Welsh dressers



Shop and stage **C515**
2 Drawers, Counter, Arch



Welsh dressers and arch **C514**
2 Welsh dressers, Arch, 2 shallow baskets and 8 magnets



Play Collection large sets

ECERS 24:5.3, 5.4 ITERS 20:5.2, 5.4

More than just a home corner, these sets encompass a wide range of functions. The Play Collection's solid construction and unique stacking feature give it the ideal flexibility to respond to children's creative ideas. Use one set in a large EYFS classroom or share the units between rooms.

Note: Baskets are woven from rattan, and small parts may break off. We do not advise their use with children under 36 months unless adequately supervised.



The simple, open-ended design and natural wood tones create a child-friendly world of work and play where imagination can flourish.



Country kitchen

C535

Budding chefs can cook up a full English in no time in this shiny country kitchen.



Fridge
C505



2 Welsh dressers
C506



Sink
C502



Cooker
C503



Washing machine
C504



4 Drawers
C509




Cushion pair
C518



Grand collection

C550

Our largest set engages many children at the same time.



Creative collection

C540

Today a puppet show, tomorrow a shop. Can't you imagine this set in your Year 1 classroom?



Play Collection small sets

ECERS 24:5.3, 5.4 ITERS 20:5.2, 5.4

Toddlers love to act out what they see at home. Cooking and house play are among the first role play activities, in which children learn about the people and roles around them. The Play Collection adds play value for younger children in supporting schemas like posting and enclosing.

Note: Baskets are woven from rattan, and small parts may break off. We do not advise their use with children under 36 months unless adequately supervised.



Toddlers love posting balls and clicking dials. The Washing machine intrigues young explorers with its curved mirror drum.



Welsh dresser
C506



Sink
C502



Cooker
C503



Low cabinet
C501



Washing machine
C504

Toddler collection

C530

With units of 41 cm height, this set is perfect for little home makers.



Welsh dresser
C506



Sink
C502



Cooker
C503



2 Drawers
C509

Kitchenette

C525

Small but beautiful, here's a space-saving kitchen corner.



2 Welsh dressers
C506



Arch
C510



Sink
C502



Cooker
C503



2 Drawers
C509

Sussex kitchen

C537

Children will love this kitchen with a view.

Drama centre (C700) and Peg tree (H559)



Hook spots hold the Flowie in place.

The peg tree collects hats, scarves and necklaces.

Compact dress-up unit (C715)



Done for the day, or just ready for a change of scenery? Flip up the trim, roll to a new location, and flip it down to lock in place.



The dress-up box is a cosy space to climb into, and even the youngest toddlers can help at clean-up time.

Drama centres

ECERS 24:5.4 ITERS 2:7.3, 5.3; 20:5.3

Role play, dramatic play, imaginative play – everyone agrees it's essential. It starts with a dress-up unit with lots of storage space. Click the arches into place, toss a Flowie over them, and you have an instant stage or cosy space. Made of transparent netting, the Flowie will give children a sense of being in their own world while you can still supervise.




The compact drama centre saves on space and serves younger children. Instead of trays for storage, we provided a dress-up box.

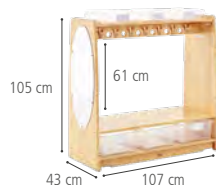
Accessories

-  Flowie, Sage **C707**
218 cm x 310 cm
-  Flowie, Sky **C708**
218 cm x 310 cm
-  Flowie, Sand **C709**
218 cm x 310 cm



Drama centre C700

Includes Dress-up unit, Arches kit and Flowie
Choose Flowie colour   

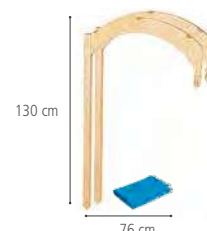


Dress-up unit C705




Includes 3 deep clear trays and 3 shallow clear totes



Peg tree H559






Arches kit C706

Includes 2 arches and a Flowie
Choose Flowie colour   



Compact drama centre C710




Includes Compact dress-up unit, Compact arches kit and Flowie
Choose Flowie colour   



Compact dress-up unit C715






Theatre set C945

Includes Compact drama centre and Small corner stage set (See p.207)
Choose Flowie colour   



Compact arches kit C716

Includes 2 arches and a Flowie
Choose Flowie colour   



See p.207 for Stage sets

Child's rocker (J940)

The home corner can be busy, so give your children a place to relax.



Cradle (C140)

The rocking Cradle is built with old world elegance and durability.



Bed (C110)

Stack up two to make a cosy bunk for sleepy dolls.



Pushcart (D120)

Carefully designed to resist tipping, the Pushcart is perfect for one-year-olds taking their first steps.



Playsize equipment

ECERS 24:5.3 ITERS 20:7.2, 5.4

Home corner furniture supports children's love of social role play. Playsize equipment is solidly constructed, and simple enough so the imagination can flourish.

For ages 2 to 6



Pushcart **D120**



Home corner set **C138**

Includes Pushcart, rocker, doll high chair and bed



Cradle **C140**




Bed **C110**



Playsize set of three **C145**

Includes rocker, cradle and doll high chair



Child's rocker **J940**



Doll high chair **D130**

Child-sized

The Cradle is built to comfortably hold small children.



Children can easily

lift and carry the Doll high chair, using the side handholds.



Child's sofa
(J651)



Child's armchair
(J640)



Impermeable cushions can be cleaned with soap and water. Stains are easily removed.



Highly durable, puncture-resistant cushions are reversible for years of wear.



An armchair creates an inviting space that provides quiet, security and the feel of home: time-out during a busy day.



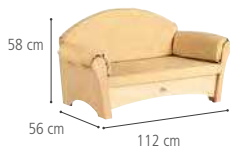
Where would you go with a good book? The child's sofa adds a welcoming touch and invites curling up for a good read.

Child's sofa and armchair

ECERS 3:7.1

Perfect for the book corner and role play areas, this soft seating will bring a touch of home to your setting. Children love this furniture which is just their size. With a 39 cm seat depth, these seats are comfortable for adults too.

Upholstery is tough, waterproof and easily cleaned.



Child's sofa, beige
J650



Child's sofa, blue
J651



Child's armchair, beige
J640



Child's armchair, blue
J641



There's space for everyone on this sofa – and since it's sized perfectly for children, everyone gets a good view at storytime, even when it's standing room only.




See p.211

Soft seating for adults

**Round table 46 cm
and chairs 26 cm
(C233)**

Clear, child-safe finish
brings out the beauty
of the solid wood.



The home-like touch
Smoothly rounded edges
and solid 3 cm birch top.

Wobble-free solid
hardwood legs at the
outermost edge of the table
make it exceptionally steady.



**Round Woodcrest table
53 cm high (C231)**



**Square Woodcrest table
40 cm high (C221)**



**Rectangular Woodcrest table
30 cm high (C241)**


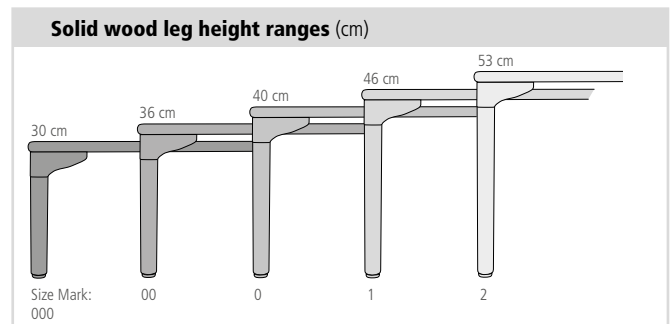
Woodcrest tables

ECERS 2:5.1, 5.2 ITERS 2:7.2, 5.2

As the centrepiece of the home corner, Woodcrest tables invite children in for a cup of tea or a royal banquet.

Order a table and chair set, or make your own using the age-appropriate chair and table heights on page 103 as a guide.

Because these tables have solid wood tops they are not recommended for real meals or wet/messy activities.



Square Woodcrest table
C221

Includes 4 legs
Choose 30, 36, 40, 46
or 53 cm table height




Square Woodcrest table set
includes Table and 2 Woodcrest chairs

Table 53 cm and chairs 31 cm
C224

Table 46 cm and chairs 26 cm
C223

Table 40 cm and chairs 21 cm
C222



Round Woodcrest table
C231

Includes 4 legs
Choose 30, 36, 40, 46
or 53 cm table height



Round Woodcrest table set
includes Table and 2 Woodcrest chairs

Table 53 cm and chairs 31 cm
C234

Table 46 cm and chairs 26 cm
C233

Table 40 cm and chairs 21 cm
C232



Rectangular Woodcrest table
C241

Includes 4 legs
Choose 30, 36, 40, 46
or 53 cm table height



Rectangular Woodcrest table set
includes Table and 4 Woodcrest chairs

Table 53 cm and chairs 31 cm
C244

Table 46 cm and chairs 26 cm
C243

Table 40 cm and chairs 21 cm
C242



See p.115

Woodcrest chairs



See p.215

Me-do-it chairs



Active play

PlayFrame

page 173



Push me-pull me

page 179



Kiddie cars

page 179





PlayFrame

Children learn best through movement and play. Play builds social skills such as negotiating, discussing plans and sharing resources. The PlayFrame supports a wide variety of active and imaginative play, and provides a fun and developmentally appropriate space for preschool children to develop gross motor skills.

“

We are very pleased with our new PlayFrame! We put it together without the hassle of fitting any screws or bolts! Not only does it look great, it is also versatile for different ages and we can change it around to keep it interesting for the children. It is the best investment we have made. ”

Andrea Jordan,

Preschool Manager, Barny Bus Preschool, Hadleigh, Essex



Adjust platforms to respond to children's abilities and imaginations.



Children's play is very physical, involving lots of action and testing of their abilities. It's thrilling for a child to realise "Yes, I can do this!"

Grand PlayFrame (V885)



All adjustments are tool-free.



Lightweight

Change the configuration to vary children's play.

A perch at any level can attach a ladder, slide or bridge.



In real life a child may feel vulnerable but in play she's big and strong, driving trucks and putting out fires!



The PlayFrame allows staff to gradually raise the level of challenge as children's skills and confidence grow.

PlayFrame



ECERS 24: 7.3; 8: 7.1, 7.2, 5.2

The PlayFrame's versatility means children never tire of it, as with a fixed structure. Children use it to re-enact important experiences and play at imaginary characters. Exercise happens naturally as they stretch, climb, swing, jump and slide.

Important


Soft surfacing required

Use our mats to comply with EN 1177 Playground surfacing requirements (1.5 metre fall height). Other surfaces such as rubber safety surfacing may comply.

Dimensions

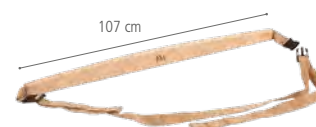
Height	1.3 m
Square base	1 m x 1 m
Ladder extends	0.7 m
Slide extends	1.7 m
Bridge spans	1.7 m

Accessories

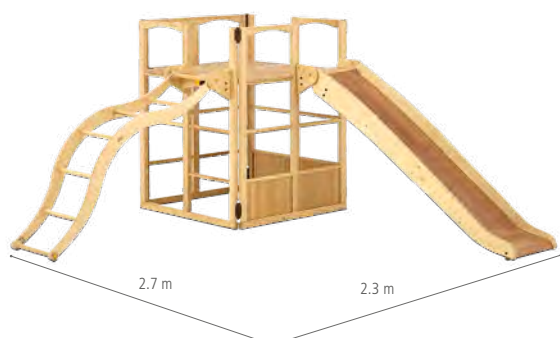


Set of 8 mats **V808**
For Bridge PlayFrame

Set of 14 mats **V814**
For Grand PlayFrame



PlayFrame strap **V845**



Bridge PlayFrame **V875**

Includes square, bridge, slide, 2 perches and 2 platforms

Soft surfacing required. Use Set of 8 mats V808. Other surfaces such as rubber safety surfacing may comply.



Grand PlayFrame **V885**

Includes 2 squares, bridge, ladder, slide, 4 perches and 4 platforms

Soft surfacing required. Use Set of 14 mats V814. Other surfaces such as rubber safety surfacing may comply.



Classic PlayFrame (V865)



Connectors are childproof, but teachers can easily take the PlayFrame apart.



All adjustments are **tool-free**.



For a tidy way to store your PlayFrame, mount strap on a wall in a covered area.




The PlayFrame brings active play and adventurous fun right into the classroom.

PlayFrame



ECERS 24:7.3; 8: 7.1, 7.2, 5.2

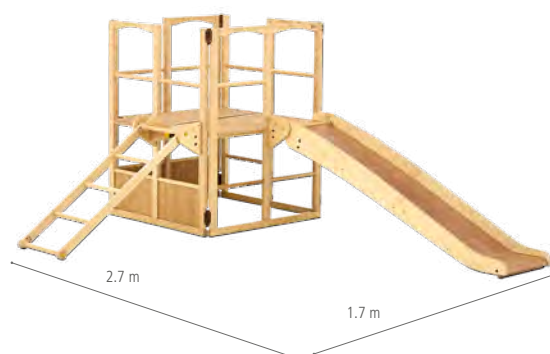
Ladders and slides can be attached at any level to provide age-appropriate risk. Climbing ladders at low angles requires different skills from climbing steep ladders. Children's development can be documented as they learn to manage the challenge of using ladders at varying heights. Platforms can be easily reconfigured for new play opportunities.



Starter PlayFrame V860

Includes square, ladder, perch and 2 platforms

Soft surfacing required. Use Set of 6 mats V806. Other surfaces such as rubber safety surfacing may comply.



Classic PlayFrame V865

Includes square, ladder, slide, 2 perches and 2 platforms

Soft surfacing required. Use Set of 8 mats V808. Other surfaces such as rubber safety surfacing may comply.

Important


Soft surfacing required

Use our mats to comply with EN 1177 Playground surfacing requirements (1.5 metre fall height). Other surfaces such as rubber safety surfacing may comply.

Dimensions


Height	1.3 m
Square base	1 m x 1 m
Ladder extends	0.7 m
Slide extends	1.7 m

Accessories



Set of 6 mats **V806**
For Starter PlayFrame

Set of 8 mats **V808**
For Classic PlayFrame



PlayFrame strap **V845**



Kiddie car (T12)

Oversteer protection prevents sudden spills and keeps young drivers on the right path.



Low kiddie car (T17)



These soft plastic tyres roll easily on carpet, tile or any other "road" surface.

Push me-pull me (Set of three) (P60)



A steel-reinforced hardwood hitch pin links the cars together quickly and easily.

Toddler Teamwork!

Hitch up a train to encourage cooperative play.

Kiddie cars

ECERS 8: 7.2, 5.2 ITERS 16: 7.3, 5.5

If your children aren't big enough for tricycles they can learn to steer on Kiddie cars, exercising large muscles and developing coordination. Store indoors.



Kiddie car T12
For ages 3 to 5



Low kiddie car T17
For ages 1 to 3

Push me-pull me

ECERS 8: 7.2, 5.2 ITERS 16: 7.3, 5.5

Toddlers are constantly on the go and here's a perfect vehicle for their travels. The Push me-pull me can be used as a single car or hitched together to make a train.

For ages 2 to 3



Push me-pull me (Single) P61

Push me-pull me (Set of three) P60
Seat height 23 cm

More products for active play



Outlast
See p. 7



Outlast for toddlers
See p. 9



Trikes & scooters
See p. 41



Hollow blocks
See p. 147



Sleep

Coracle

page 183



Cots

page 185



Rest mat

page 187



Dream Coracle (G961)

No more lifting. Older babies climb in by themselves.



The formed-beech shape makes cleaning easy.

Fitted jersey knit sheets with elastic edging hug the mattress and are easily removed for washing.



Save precious floor space: Dream Coracles stack securely. Weighing under 6 kg, they are easy to lift. Designed to keep sheets clean when units are stacked.



The Dream Coracle spares carers' backs as they need not lift or bend, but can interact comfortably on the child's level. Photo: Robertsbridge Children's Services

Dream Coracle



ITERS 8: 7.1, 5.1; 2: 7.1, 5.1, 5.3

The Dream Coracle provides an inviting sleep space or cosy retreat. Its low edge allows the child to climb in and out independently, and its high edge provides a feeling of security.

For ages 6 to 20 months



Dream Coracle **G961**

Includes mattress with cleanable cover

Outside dimensions: 97 x 55 cm

Inside dimensions: 87 x 45 cm



Coracles enable our children to be more independent, thus we are better able to respond to their needs. Children's contentment has improved and staff can spend more time supporting play and development.



Deborah Barton

Nursery Owner, Horn End Nurseries Ltd.

Accessories



White sheet **G966**

100% cotton



Blue sheet **G967**

Polycotton



Blanket **S16**

93 x 122 cm

Blankets are machine washable



BackSafe Cot (G257)



BackSafe design

Telescoping dowels "shrink" the side by 15 cm. One hand is all it takes to release the childproof latch.

Fitted jersey knit sheets with elastic edging hug the mattress and are easily removed for washing.



All-natural coconut fibre mattress passes flammability standards yet is free of chemical flame retardants.



Compact storage

Cots can be easily assembled or disassembled without any tools.

Adjustable mattress height: Whether you have newborns or older babies, the same cot will adjust to three heights using a simple childproof latch.



Distance from the top of the mattress to the top of the cot railing

High 23 cm

Medium 38 cm

Low 56 cm

Cots

ITERS 2: 7.1

Clear plastic ends enable supervision and allow cots to be placed end-to-end without compromising hygiene. The cot can safely accommodate newborns or older babies. No tools are needed to change mattress height. Practitioners love the BackSafe cot with its unique telescoping dowels, lowering the side to reduce extra bending and lifting.



Community cot G112
Mattress included



BackSafe cot G257
Mattress included

Evacuation cots

An Evacuation cot gets your children out of the room fast. The tough locking castors easily navigate thresholds. The Evacuation cot mattress is not height-adjustable.



Evacuation cot G25E
Mattress included
Distance from the top of the mattress to the top of the cot railing is 56 cm.



BackSafe evacuation cot G258
Mattress included



Accessories



Coloured cot sheet G13
Fitted light blue polycotton



White cot sheet G14
Fitted 100% cotton



Blanket S16
93 x 122 cm



Replacement mattress G11
61 x 96 x 8 cm
Fits Community Playthings cots only

Rest mat (M62) with
Fitted sheet (G19) and
Blanket (S16)



Fitted sheet is cotton knit with elastic all around; it stays snugly in place.

Four-section fold keeps the clean side in.




Heat-sealed folds are totally waterproof.

No cracking!
These mats have a 15-year warranty.

Rest mat and Stacker

ECERS 2: 7.1 ITERS 2: 7.1

The brown and gold colour of the Rest mat helps you remember which side touches the floor. Fold the clean side in for storage.



Rest mat M62
2.5 cm thick
Folds to 30 x 55 x 11 cm



Blanket S16
93 x 122 cm



Fitted sheet G19
100% cotton



Rest mat stacker with 10 Rest mats M670
Includes 10 Rest mats



Twos love to help tidy up after nap time.

Rest mats can also be stored on Roomscapes shelves.



Adjustable shelf 63 x 61 cm F621
Holds four Rest mats
Comes with one adjustable shelf



Adjustable shelf 63 x 81 cm F622
Holds six Rest mats
Comes with two adjustable shelves



Adjustable shelf 124 x 81 cm F642
Holds 12 Rest mats
Comes with 2 adjustable shelves





Babies and toddlers

Nursery gyms

page 191



ToddleBoxes

page 205



Changing tables

page 209



Gliders

page 211



Chairs

page 213





Nursery gym

ITERS 16: 7.3, 5.3

Young children learn through movement and play. Action is essential for their healthy development. The Nursery gym provides up-and-down and over-and-under activity as well as varied tactile experience. Its imaginative design fosters budding role play.

You can build or reconfigure your Nursery gym without any tools. Easily change panels around to fit your space.

“

Children should spend as much time outdoors as possible. However, when children need to be inside, we must create an indoor landscape that includes some of the action, up-and-down challenges, and tactile variety that the outdoors provides. The Nursery gym offers such a movement environment.

”

Jan White,

Author, *Every Child a Mover*,
Outdoor play consultant



Climbing is developmentally important, and being “up high” makes children feel grand.



Young children learn through repetition. The Nursery gym helps them gain confidence as they practice new skills.



Removable carpet
comes off for easier
cleaning.



Tool-free assembly
You can build or reconfigure
your Nursery gym without any
tools. It's easy to move panels
around to suit your needs.

The palace (G865)



Every slide comes with a gate.



Additional gates can close off the ramp or stairs.

Nursery gyms

ITERS 16: 7.3, 5.3

Nursery gyms are a fun zone for toddlers, scrambling, crawling and cruising from one activity to the next in a safe, active play environment. The interchangeable panels offer stimulating visual and tactile experiences. Carpeted platforms, safety railings and removable gates create a safe environment for active play.

All Nursery gyms are assembled with modular parts and a tool-free connector system, so you can reconfigure easily as your children's abilities change. Choose the set that best fits your space.

For ages 6 to 36 months.
Use only under direct adult supervision.

Dimensions (cm)	
Height (with tower)	196
Platform height	38
Railing height (from platform)	65
Platform unit	58 x 58
Steps extend	72
Slide extends	112
Ramp extends	112

Accessories



Ramp gate **G888**
Closes off the top of ramp

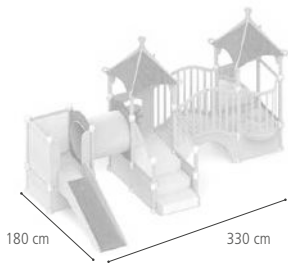


Stair gate **G895**
Closes off the bottom of stairs



210 x 250 cm

Another configuration



The palace

G865

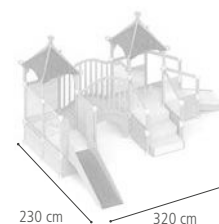
Includes Slide gate

Our largest set provides everything from exercise to role play and caters for children of many ages.



380 x 180 cm

Another configuration



Tower bridge

G847

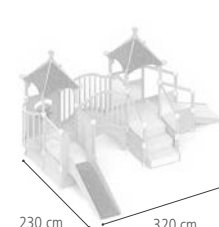
Includes Slide gate

With its two turrets, the Tower bridge will bring an impressive touch to your setting.



380 x 180 cm

Another configuration



Tower bridge with balcony

G848

Includes Slide gate

The addition of a balcony and steering wheel provides even more opportunity for fun and imagination.



210 x 180 cm

Another configuration



Knightsbridge

G837

Includes Slide gate

Climb up, over and down.
Don't miss the two mirrors
under the bridge!



300 x 180 cm

Another configuration



Knightsbridge with balcony

G838

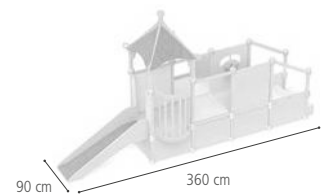
Includes Slide gate

Add the balcony and steering
wheel to the Knightsbridge,
and this beautiful gym can
become a ship complete with
upper decks.



180 x 180 cm

Another configuration



Windsor castle

G846


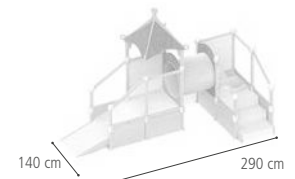
Includes Slide gate

Step out onto the balcony and wave to the crowds from this castle fit for royalty.





Other configurations



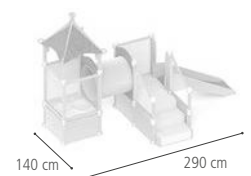
Gnome home with ramp

G858

Add the 'wow factor' to your nursery with this creative gym. Even toddlers still learning to walk can navigate the carpeted ramp. For a budget version without the tower, see the 'Mole hole' gyms on page 198.



Another configuration



Gnome home with slide

G857

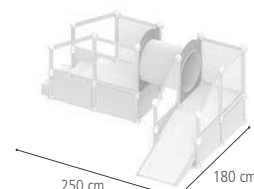
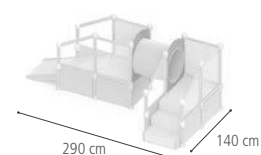
Includes Slide gate

Here's a compact version of the Palace, and a perfect home for little people. This option with a slide benefits children needing movement and risk opportunities.



180 x 180 cm

Other configurations



Mole hole with ramp


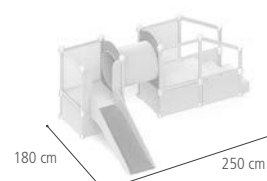
G856

Tunnels are for crawling through – but children can crawl under this one too. See the 'Gnome home' gyms on page 197 for an added touch of elegance to these configurations.



180 x 180 cm

Other configurations



Mole hole with slide

G855

Includes Slide gate

Through the tunnel and down...to find your reflection in one of the mirrors! The slide caters to older children ready for more action and challenge.



260 x 140 cm

Another configuration



Billy goat's bridge with ramp

G836

The arched bridge is an adventure in itself. Even your youngest ones will manage to crawl up the ramp, and the view from the top makes little people feel really big!



220 x 180 cm

Another configuration



Billy goat's bridge with slide

G835

Includes Slide gate

This gym exchanges the ramp for a slide – perfect for your older toddlers.



290 x 140 cm

Sand dune

G826

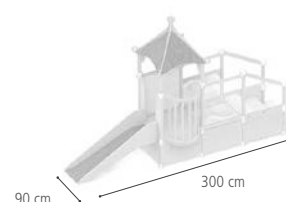
Includes Slide gate

Ramp, stairs or slide – the Sand dune includes all three, so take your pick! Variety in miniature, this gym offers a slide for go-getters craving more action, while still providing appropriate play opportunity for less mobile babies.



190 x 180 cm

Another configuration



Rapunzel's tower

G828

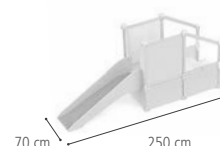
Includes Slide gate

A little tower for tots, with a cosy roofed space, and a balcony. For your youngest crawlers, consider the options with a ramp on page 202.



140 x 180 cm

Another configuration



Climb and slide

G815

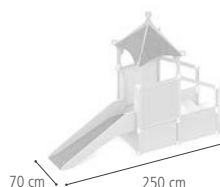
Includes Slide gate

This set is perfect if your children are ready for the challenge and excitement of a slide.



140 x 180 cm

Another configuration



Climb and slide with roof

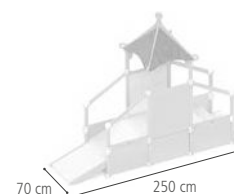
G816

Includes Slide gate

The decorative roof adds a magical touch to the Climb and slide gym.



Another configuration



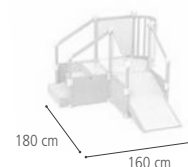
Up and over with roof

G807

Is your room tight on space? With a ramp for babies, this gym fits beautifully in a small room. For space-saver options featuring a slide for more active children, see the 'Climb and slide' gyms on page 201.



Another configuration



Up and over

G808

Here's another compact gym, this time with an elevated viewing platform – a new perspective that intrigues babies!



190 x 70 cm

Climb and crawl

G805

Our smallest set welcomes babies just learning to navigate stairs and ramps.





Open-ended playthings build creativity in young children. The versatility of our ToddleBoxes is a perfect example.

Right-way-up or upside down, these units create endless combinations for exploring.



Learning happens naturally as children negotiate crawling and climbing, up and down.



Children learn by moving. Repeated motions like climbing in and out of ToddleBoxes are opportunities to develop problem-solving and refine motor skills.

ToddleBoxes

ITERS 16: 7.3, 5.3, 5.4; 30: 7.2, 5.1, 5.3

Toddlers are constantly in motion and our ToddleBoxes offer wonderful possibilities. As children navigate the winding roads and different sized bins, they develop important large motor skills and strengthen muscles. These boxes are modular and flexible, so you can select exactly what you want to fit your space, needs and budget. Start with a small configuration today, and add new units over time. You know they'll always work together perfectly.



Large curve C917
69 x 69 cm



Hill C923
69 x 35 cm



Valley C924
69 x 35 cm



Rectangle C913
69 x 35 cm



Small curve C916
35 x 35 cm



Square C912
35 x 35 cm



Ramp C914
35 x 35 cm



Steering wheel C918
21 x 31 cm

Connectability




ToddleBoxes connect: Insert the connector through two handholds and turn to engage. Flip the units over to connect them. Each unit comes with one connector.



How do I put it all together?

communityplaythings.co.uk/tb-demo



Amid the hustle and bustle, ToddleBoxes provide small children with places of retreat where they can view the world from a safe place.

Exmoor (C993)



Give interest and texture to flat floor space with a ToddleBox stage set. The added dimension of a raised surface opens up more possibilities for toddlers' play.



ToddleBox sets are versatile and modular, so staff can create playscapes that invite movement.

ToddleBox sets

ITERS 16: 7.3; 2: 7.1

Toddlers need to move – building large motor skills and muscles, not to mention spending their abundant energy. These ToddleBoxes become winding pathways or launching pads. Reconfigure tomorrow for a whole new world!

Connectability



ToddleBoxes connect: Insert the connector through two handholds and turn to engage. Flip the units over to connect them. Each unit comes with one connector.



Exmoor C993

Includes Rectangle, Hill, Valley, Steering wheel, Square, Small curve, Large curve, Ramp and 8 Connectors



High and Over C991

Includes Hill, Valley, Small curve, Ramp, Square, Steering wheel and 6 Connectors



Weymouth Harbour C992

Includes Large curve, Hill, 2 Ramps and 4 Connectors



Pocket Park C990

Includes Square, Rectangle, Ramp, Steering wheel and 4 Connectors



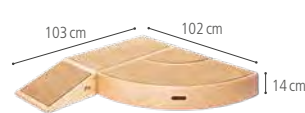
Large corner stage set C985

Includes Large curve, Small curve, 2 Rectangles, Square, 2 Ramps and 7 Connectors



Toddler mountain C994

Includes 2 Hills, 4 Ramps and 6 Connectors



Small corner stage set C965

Includes Large curve, Small curve, Rectangle, Ramp and 4 Connectors



Dodgem C950

Includes Rectangle, Steering wheel and 2 Connectors



Wall-mounted shelf (G28)

Accessory mirror (G282)



The small mirror can attach to the underside of the shelf.



Movable dividers and label holders allow you to organise children's personal items.

The built-in roll dispenser holds paper towels or plastic bags.

Durable padded pan is Seamless and easily cleanable.

Changing table with steps (G268)



Flip up hidden wheels to move changing table.



Steps automatically fold up, so they're inaccessible to children.

Generous storage space behind wood panelled doors with pinch-free hinges.



Sturdy, child-size steps provide a new adventure for toddlers while sparing your back.



Steps automatically retract into the unit, so they are inaccessible to children. When changing is over, unlatch and open the steps, holding them down with your foot.

Changing tables

ITERS 2: 7.1; 9: 5.3

Staff can change children without endangering their backs. The optional pull-down steps invite the child to climb up holding a carer's hand. The contoured pan is seamless for easy cleaning as well as soft and comfortable for babies.



Changing table with steps G268
15 cm deep pan
Includes one shelf



Extra storage for Changing table with steps G269
Includes 2 additional shelves
and 8 deep clear trays

Two additional shelves **G245**



Changing table with storage G248
15 cm deep pan
Includes two shelves



Extra storage for Changing table with storage G249
Includes 4 additional shelves and 12 deep
clear trays

Two additional shelves
Wide side **G245**
Narrow side **G265**



Video: How does it work?
communityplaythings.co.uk/ct-demo

Wall-mounted shelf

Use the Wall-mounted shelf for well-organised, safe and sanitary storage in your baby room.



Wall-mounted shelf G28
Includes 8 self-adhesive label holders
and labels. Weighs 21 kg.
Mounting hardware not included.

Accessory mirror **G282**

Community glider, beige (J901)

For extra safety, all moving parts are shielded with a wooden base and fabric apron.

No worries – it won't tip with this solid foot stabiliser built into the frame.



Removable cushions are reversible for years of wear.



Cushions can be cleaned with soap and water. Stains are easily removed.



Gliders

ITERS 2: 7.4, 5.5

Safe, durable and luxuriously comfortable, our gliders are a welcome addition to any childcare setting. They give a friendly, home-like touch, whether you're feeding a baby, reading a good story with toddlers, or just relaxing.

The upholstery is tough, waterproof, and easily cleaned.

Dimensions (cm)


Distance between armrests	46
Seat depth	51
Overall height	104
Footprint	66 x 84
Maximum weight limit (kg)	109



Community glider, beige
J901



Community glider, blue
J900



Gliders invite positive one-on-one attention with a child during a busy day. They are perfect for feeding time, cuddle time or storytime.



See p.167 **Soft seating for children**

25 cm Mealtime chair (J424)



Belt with secure clip removes easily for washing.

Safe and easy to clean, with rounded edges and corners.

20 cm Mealtime chair with tray (J443)



Trays are dishwasher safe, removable, and fit both sizes of Mealtime chairs.

Sound-dampening chair wellies reduce friction and noise.



The Mealtime chair's low and sturdy construction allows a toddler to climb right in. (The Teacher low chair brings you down to the children's level. See p. 115)



Young children need supportive, comfortable seating to be able to focus on the task at hand, whether it is eating, playing, or gluing.

Mealtime & Childshape chairs

ECERS 2: 7.1, 5.3, 5.2, 5.1
ITERS 2: 7.2, 5.2

The Mealtime chair has a post and seatbelt to prevent the child from sliding out. Tray is dishwasher safe. As the child grows and masters new skills, you can store the tray and use the Mealtime chair right at the table.

Childshape chairs encourage healthy posture because the child's back is supported, and feet are flat on the floor. When not needed, Childshape chairs stack neatly to save valuable floor space.

Dimensions (cm)	20 cm chair	25 cm chair
Seat height	20	25
Seat width	28	28
Seat depth	24	24
Armrest height	33	37

Accessories



Replacement tray **J425**
Fits only current model Mealtime chairs



Chair dolly **J413**



20 cm Mealtime chair
J444
For ages 6 to 24 months



20 cm Mealtime chair with tray
J443
For ages 6 to 24 months



25 cm Mealtime chair
J424
For ages 12 to 24 months



25 cm Mealtime chair with tray
J423
For ages 12 to 24 months



20 cm Childshape chair
J408
For ages 1½ to 3 years
Use with 40 cm table height.



25 cm Childshape chair
J410
For ages 2 to 4 years
Use with 46 cm table height.



Chair dolly (with locking castors)
accommodates both sizes of Childshape and
Mealtime chairs. Stacks up to five high.



See p.115 **21 cm Woodcrest chair**
26 cm Woodcrest chair

Me-do-it chair 13 cm (J505)

The handholds let toddlers and carers carry this well-proportioned chair.

All corners are heavily rounded for safety.



The sides are birch plywood and shaped for stacking. The wide leg base prevents tipping.

The seat and back are hardwood. The gap between them makes cleaning easy.

Round Woodcrest table (C231) with 30 cm legs



Stack 'em up! Designed to allow you to stack both sizes together. Safety buttons keep the tower stable.



Me-do-it chairs

ITERS 2: 7.2, 5.3

Here is a chair the littlest children will adopt as their own. They can get in and out, and carry and push it all by themselves. The Me-do-it chair is designed specially for short legs and wide bottoms. Accommodates the knee-first-then-turn ritual typical of beginning sitters.



Me-do-it chair 13 cm J505

For ages 6 to 18 months
Use with 30 cm table height.



Me-do-it chair 17 cm J506

For ages 12 to 27 months
Use with 36 cm table height

Dimensions (cm)	Seat height	Seat depth	Seat width
Me-do-it chair 13 cm	13	17	28
Me-do-it chair 17 cm	17	17	28



Me do it! These chairs live up to their name, supporting children's need for independence.



See p. 107

MultiTables

Lightweight, adjustable tables



See p. 169

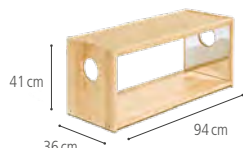
Woodcrest Tables

Role play tables with solid birch tops

Baby shelf

ITERS 2: 5.3

Designed especially for babies learning to walk, the Baby shelf's solid wood construction provides stability for cruising children and sturdy seating for their carers. Mirrors and peepholes in the end panels invite play and discovery. Placed on its side, the Baby shelf becomes a boat any child is delighted to play in.



Baby shelf **F611**

Carpeted top surface is soft on baby's hands.



Easy grip lip surrounds the top, giving a handhold for babies and preventing toys from rolling off.

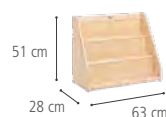
End mirrors with holes are for peeking through.

Toddler book display

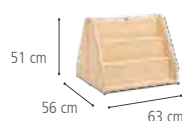
ITERS 14: 7.1, 5.2

It's never too early to instil a love of books in children. With its clear front panels and low design, the Toddler book display is perfect for your littlest readers. Join two shelves back-to-back for a sturdy literacy island. It's quick and easy with the built-in connectors on the back of each unit. No tools needed.

For ages 12 to 36 months



Toddler book display **F381**



Set of two toddler book displays **F380**

Books are fully visible through the clear front panels.



Toddler book display (F381)

Heavily-rounded edges make a perfect handhold for wobbly walkers.




Set of two toddler book displays (F380)

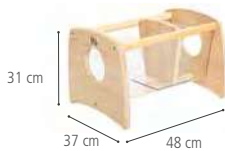
Browser box

ITERS 2:5.3 14: 7.1

Books, toys or teddy bears – any or all of these fit together in the Browser box. Your littlest ones hold on safely as they cruise around the perimeter, supported by the dowel handholds and the wide base. At clean-up time, even babies try to put toys away in the bins.



Browser box F778
Includes 2 Book ends



Small browser box F770
Includes Book end

Adjust the size of the bins by pushing the dividers along.



Smooth hardwood ends provide handholds for carers (or peepholes for babies).

The space-saving Small browser box offers the same play value with a smaller footprint.



Pushcart

ITERS 16: 7.3

Your children's imaginations will turn this Pushcart into a tractor, pram or lawn mower. One-year-olds can pull to a stand without tipping it, and it will withstand years of intense and varied play.

For ages 1 to 5



Pushcart D120





Product maintenance

Community Playthings products are worth caring for. You already know that our products last for decades. We recommend a regular maintenance programme for keeping Community Playthings products strong and beautiful. Refer to your product guide for more maintenance suggestions. Replacement parts are available through customer service, often at no cost.

Indoor products



Unfinished wood

Use a mild detergent and water. Scrub with a stiff brush, working quickly to avoid soaking the wood. Wipe off excess water and allow to dry thoroughly.



Finished wood

Wipe with a damp cloth and mild detergent. Do not use excessive water. To refinish, lightly sand the entire surface. Any remaining finish need not be removed. Then, following the manufacturer's instructions, apply one or two coats of child-safe varnish, using a brand you trust.



Carpet cleaning

Our carpets are made of stain-resistant nylon fibre. Vacuum carpets frequently. To wash, lift a corner of the carpet to remove, shampoo with carpet cleaner and allow to dry before replacing it. For stubborn stains, refer to your product guide.



Disinfecting

Use any standard disinfectant such as a bleach-based solution or virucidal disinfectant. All products should be rinsed with plain water and dried after any cleaning agent is used.

Outdoor products

Community Playthings Outlast items are resistant to wood-decaying fungi and moulds. Weathering and mildew growth has no negative effect on the structural integrity but the wood may eventually fade and turn grey from exposure to the sun's UV rays. If you prefer the original look, follow the instructions below to re-stain your items. Contact customer service to request a free bottle of Outlast refinishing stain.



Scrub item with soapy water to remove dirt or mildew. Allow to dry completely before applying stain.



Apply stain liberally to wooden parts. (If you get some on the plastic parts, don't worry, just be sure to wipe it off with a damp cloth before the stain dries.)



Allow stain to dry for a few minutes before removing extra drips with a dry paper towel. Stain will be dry to the touch in a couple of hours, but it's best to let the stain dry overnight before continuing to use your item.





Safe for children

Children are particularly vulnerable to harmful chemicals in their environment. Community Playthings is committed to eliminating all hazardous materials, known or suspected, from our products.

Indoor air quality Children are particularly vulnerable to harmful chemicals in the air. Many of these are volatile organic compounds (VOCs) from paint, varnish, air fresheners, building products, and cleaning agents. These chemicals have been linked to serious long-term health consequences including asthma and allergies. Since our products are PVC-free and use low-emitting finishes, they have achieved Indoor Air Comfort Gold certification, which incorporates legal requirements and voluntary standards for indoor emissions.

Healthy and safe materials Science has discovered chemicals in our everyday environment that may compromise health. Most are created by industrial processes and are used in plastic and other common products. Some, such as Bisphenol A (BPA), disrupt the endocrine system. Tiny amounts can have outsized effects by mimicking hormones.¹

Phthalate plasticisers in polyvinyl chloride (PVC) are linked to modern ills like obesity, diabetes, or early puberty and are particularly ubiquitous in the modern manufactured environment. (Production of PVC itself is hard on the environment.) We are glad to reassure you our products are polycarbonate- and PVC-free. That means no BPA and no phthalates. Our acetylated outdoor products are free of metal compounds, pesticides, and other chemicals commonly used to treat timber. The only by-product of acetylation is acetic acid (vinegar). Our new cot mattresses are made of coir (coconut husk fibre) and wool, and are free of all chemical flame retardants, while still passing flammability standards. We will allow no known hazards in our products, but only greener, healthier materials for your children.

1. National Center for Health Research, center4research.org/bisphenol-bpa-plastic-products-safe-infants-children



Safe for the environment

Our environmental commitment is as solid as our furniture. From product design to manufacturing and delivering your order, we're always on the lookout for the greenest way.



Clean air indoors

To provide the healthiest environment for children, Community Playthings works with Eurofins to evaluate our products against the most stringent indoor air quality standards in Europe. Our furniture has achieved Indoor Air Comfort Gold certification, which incorporates legal requirements and voluntary standards for indoor emissions.



Stewardship of resources

Community Playthings furniture is made with wood from responsibly managed forests. The majority of it is FSC® certified, while all other wood is PEFC certified. The Forest Stewardship Council® (FSC) is an independent non-profit organisation that promotes environmentally appropriate and socially beneficial management of the world's forests.



Longer lifespan

The ultimate environmental standard? The test of time. Quality products that last for decades don't clog landfills or require a lot of resources to fix or replace. Our durably made furniture and play equipment will be around for generations to come.



Clean air outdoors

Community Playthings takes measures to safeguard the environment for the benefit of present and future generations. We are certified to ISO 14001, a standard that helps organizations continually improve their environmental performance through more efficient use of resources, reduction of waste, and minimisation of other environmental impacts.



Sustainable

With all products designed and built in-house, Community Playthings offers an industry-leading sustainability profile. We are full members of the Furniture Industry Sustainability Programme (FISP), which promotes best practises to drive social, economic and environmental change.



Local care and craftsmanship

All products are designed and made in our workshops in Kent and East Sussex. We use local suppliers where possible. Goods are shipped directly from our warehouse in Kent, reducing our carbon footprint.



Notes





Index

A adapter, Roomscapes	73	D isplay and discovery	93	Wheelbarrow	27	Stage sets, ToddleBox	207
Adjustable shelves	59	Display units	69, 92–93	P anels, Roomscapes	74–79	Supply units	125
Airplane	151	Doll high chair	165	Paper corner	125	Swallow nest	91
Aprons	131	Doll (playsize) furniture	165	Peg tree	47, 131	T ables	
Arbour, Outlast	21	Drama centres	163	Play Collection	154–161	Multi	106–111
Arches	79, 163	Drawer, Play Collection	157	PlayFrame	172–177	Outlast	36–39
Armchair, child's	167	Dress-up units	163	Playsize (doll) furniture	165	Woodcrest	169
Art equipment	121–131	Drying rack	131	Posts, Roomscapes	73	Teacher arch	79
Art islands	126–127	E asels	126–129	Puffin nest	90	Teacher low chair	115
B aby safe area	81	Environment	220–221	Puppet theatre	88	ToddleBoxes	204–207
Baby shelf	216	Evacuation cot	185	PushCart	217	Toddler book display	216
BackSafe cot	185	F ixed shelves	57	Push me-pull me	179	Toddler book corner	85
Baskets	71	Floor easels	127	R ack, drying	131	Toddler outdoor play	8–15
Bed, doll	165	Flowies	73, 163	Rack, library	95	Tool corner	125
Block storage	23, 140–149	Focus corner	83	Reading area	84–85	Tote boxes	71
Blocks		G ates, Roomscapes	79	Rest mat	187	Tote shelves	62–65
Hollow	147	Glider	211	Rest mat stacker	187	Translucent back shelves	54–57, 60–61
Mini hollow	149	H alf circle table	111	Rice grass panels	74–77	Tray units	66–69
Mini unit	145	Half round table	107, 111	Rocker, child's	165	Trays	71
Outlast	25–27	Helicopter	151	Role play	86–87, 154–169	Tricycles	41
Unit	140–143	Help yourself trolley	123	Classroom corner	87	Trolleys	
Book area	84–85, 94–95	HideAway cube	90	Toddler role play area	86	Block	141, 147
Book ends	95	Hollow blocks and trolley	147	Kitchen	154–161	Book	97
Book storage/display	97, 216	Hollow blocks, mini	149	Roomscapes	50–97	Help yourself	123, 135
Book trolley	97	Home corner set	156–161	Accessories	70–73	Trucks	151
Branches	73	Kitchen	154–161	Arches	79	U nit blocks	140–143
Browser boxes	96, 217	K iddie cars	179	Display, book	94–97	Unit blocks, mini	145
C abinets, Play Collection	157	Kitchen (Play Collection)	154–161	Display units	69, 92–93	V ersatile play corner	87
Canopy, Outlast	21	L ibrary panel	97	Gates	79	Village vehicles	151
Canopy unit	89	Library rack/Library shelf	94–95	Panels	74–79	Villagers	151
Carry crate	71	Locking shelves	58–59	Sets	80–93	W all adapters	73
Cascade, Outlast	29	Lorries	150–151	Shelving	54–69	Wall-mounted shelf	209
Chair		M agnets	69	S and & water tables	30–33	Wall pegs	49
Childshape	116–117	Mats, Playframe	175, 177	for indoors	132–133	Wave panels	77
Chair dolly	117, 213	Mats, sleep	187	Scooter	41	Washer, Play Collection	157
Mealtime	213	Mealtime chair	213	Sensory area	81	Water table, Outlast	30–33
Me-do-it	215	Me-do-it chairs	215	Sensory tables	28–33	Welcome centre	46–49
Teacher low	115	Mini hollow blocks	149	for indoors	132–133	Corner bench	49
Woodcrest	115	Mini unit blocks	145	Shelves		Wall pegs	49
Changing tables	209	Montessori shelving	98–99	Adjustable	59	Welcome bench	49
Childshape chair	117	Mud kitchen	16–19	Baby	216	Welcome cubbies	47
Classroom reading corner	84	MultiTables	106–111	Corner	61, 99	Welly storage	45
Classroom role play corner	87	N ursery gyms	190–203	Craft	125	Welsh dresser, Play Collection	157
Coat hook strips	49	O pen back shelves	57, 99	Display	69, 92–97	Wheelbarrow, Outlast	27
Construction	89	Outlast		Fixed	57	Window panel	79
Cooker, Play Collection	157	Arbour	20–21	Library	95	Wings, Roomscapes	73
Coracle	183	Blocks	24–27	Locking	58–59	Woodcrest chairs	115
Corner basket	61, 71	Cascade	28–29	Montessori	99	Woodcrest tables	169
Corner bench	49	Mud kitchen	16–19	Multi-storage	63	Workbench	135
Corner shelves	61, 99	Storage bench	34–35	Open back	57, 99	Workstation	83
Corner crate	61, 71	Storage unit	22–23	Ring binder	63	Wren nest	91
Cosy nook	82	Play tables	36–39	Sweep	61, 99		
Cots	185	Seats, Benches	37, 39	Tote	62–65		
Counter, Play Collection	157	Toddler collection	8–15	Tray	66–69		
Covers, Roomscapes	57–75	Water tables	30–33	Wall-mounted	209		
Cradle, doll	165			Welly storage	45		
Craft shelves	125			Sink, Play Collection	157		
Art and creative area	82			Sofa, child's	167		
				Soft seating	167, 211		



NEW! Mobile welly storage
See page 45



NEW! Wall-mounted welly storage
See page 45